




Peoples Empowerment Group  
ISB&M SCHOOL OF TECHNOLOGY, NANDE, PUNE  
DEPARTMENT OF COMPUTER ENGINEERING  
Academic Year 2017-18

Design and Review of Syllabus Feedback

SEM I

Class: SE Comp

Questionnaires Sr. No. 	A	B	C	D	E
1	4	4	3	3	4
2	3	3	3	3	3
3	3	3	3	3	3
4	2	5	4	4	3
5	3	3	3	3	3
6	3	3	3	2	3
7	5	3	3	2	4
8	3	3	3	3	3
9	4	4	4	4	4
10	3	3	3	3	3
11	3	3	3	3	3
12	4	4	4	4	4
13	2	4	4	4	4
14	3	3	3	3	3
15	2	2	4	3	4
16	3	3	3	3	3
17	4	4	4	4	3
18	2	3	3	4	3
19	3	3	3	4	4
20	5	3	3	3	5
Total	64	66	66	65	69
Average	82.5				

  
Class Teacher



  
Prof. & Head  
Dept. of Computer Engg.  
ISB&M School of Technology  
Nande, Pune-42.





Peoples Empowerment Group  
ISB&M SCHOOL OF TECHNOLOGY, NANDE, PUNE  
DEPARTMENT OF COMPUTER ENGINEERING  
Academic Year 2017-18

Design and Review of Syllabus Feedback

SEM I

Class: TE Comp

Questionnaires Sr. No.  	A	B	C	D	E
1	4	4	3	3	4
2	3	3	3	3	3
3	3	3	3	3	3
4	2	2	4	4	3
5	3	3	1	3	3
6	3	3	3	2	3
7	2	3	3	2	4
8	3	3	3	3	3
9	4	4	4	4	4
10	3	3	3	3	3
11	3	3	3	3	3
12	4	4	4	4	4
13	2	4	4	4	4
14	3	3	3	3	3
15	2	2	4	3	4
16	3	3	3	3	3
17	4	4	4	4	3
18	2	3	3	4	3
19	3	3	3	4	4
20	2	3	3	3	4
Total	58	63	66	65	69
Average	80.25				

  
Class Teacher



  
HOD  
Prof. & Head  
Dept. of Computer Engg.  
ISB&M School of Technology  
Nande, Pune-42.



Peoples Empowerment Group  
ISB&M SCHOOL OF TECHNOLOGY, NANDE, PUNE  
DEPARTMENT OF COMPUTER ENGINEERING  
Academic Year 2017-18

Design and Review of Syllabus Feedback


SEM I

Class: BE Comp

Questionnaires Sr. No.	A	B	C	D	E
1	4	4	2	4	4
2	4	3	3	3	3
3	2	3	3	3	3
4	4	4	4	4	4
5	3	4	4	3	3
6	3	4	4	4	4
7	2	3	3	4	4
8	3	4	4	3	2
9	2	4	4	2	2
10	4	2	2	2	4
Total	31	35	33	32	33
Average	82				

  
Class Teacher



  
Prof. & Head  
Dept. of Computer Engg.  
ISB&M School of Technology  
Nande, Pune-42.



Quality Improvement Group  
 BOARD ACTION, 07/2020/01/001, WARDH, 10/20  
 DEPARTMENT OF ELECTRONICS & TELECOMMUNICATION ENGINEERING  
 Academic Year 2017-18

Design and Review of Existing Experiments


SERIAL

CLASS NO.

SERIAL	1	2	3	4	5	6
1	1	1	1	1	1	1
2	1	1	1	1	1	1
3	1	1	1	1	1	1
4	1	1	1	1	1	1
5	1	1	1	1	1	1
6	1	1	1	1	1	1
7	1	1	1	1	1	1
8	1	1	1	1	1	1
9	1	1	1	1	1	1
10	1	1	1	1	1	1
11	1	1	1	1	1	1
12	1	1	1	1	1	1
13	1	1	1	1	1	1
14	1	1	1	1	1	1
15	1	1	1	1	1	1
16	1	1	1	1	1	1
17	1	1	1	1	1	1
18	1	1	1	1	1	1
19	1	1	1	1	1	1
20	1	1	1	1	1	1
21	1	1	1	1	1	1
22	1	1	1	1	1	1
23	1	1	1	1	1	1
24	1	1	1	1	1	1
25	1	1	1	1	1	1
26	1	1	1	1	1	1
27	1	1	1	1	1	1
28	1	1	1	1	1	1
29	1	1	1	1	1	1
30	1	1	1	1	1	1
31	1	1	1	1	1	1
32	1	1	1	1	1	1
33	1	1	1	1	1	1
34	1	1	1	1	1	1
35	1	1	1	1	1	1
36	1	1	1	1	1	1
37	1	1	1	1	1	1
38	1	1	1	1	1	1
39	1	1	1	1	1	1
40	1	1	1	1	1	1
41	1	1	1	1	1	1
42	1	1	1	1	1	1
43	1	1	1	1	1	1
44	1	1	1	1	1	1
45	1	1	1	1	1	1
46	1	1	1	1	1	1
47	1	1	1	1	1	1
48	1	1	1	1	1	1
49	1	1	1	1	1	1
50	1	1	1	1	1	1

FOR

*[Signature]*  
 PRINCIPAL  
 DEPARTMENT OF ELECTRONICS & TELECOMMUNICATION ENGINEERING  
 WARDH, (M.S.)





**Jyoti Group of Institutions**  
**JYOTI SCHOOL OF TECHNOLOGY, NANDE, PUNE**  
**DEPARTMENT OF ELECTRONICS & TELECOMMUNICATIONS ENGG.**  
**Academic Year 2017-18**

**Design and Review of Syllabus Feedback**

SEM I

Class: TE

Question No.	A	B	C	D	Total
1	2	2	2	1	7
2	4	3	2	4	13
3	4	3	1	1	9
4	3	4	4	2	13
5	3	1	2	3	9
6	3	1	1	1	6
7	3	4	1	2	10
8	3	4	1	2	10
9	3	3	2	1	9
10	3	3	2	1	9
11	3	2	1	2	8
12	4	4	3	3	14
13	4	3	4	4	15
14	3	3	3	2	11
<b>Total</b>	<b>40</b>	<b>40</b>	<b>47</b>	<b>40</b>	<b>167</b>
<b>Average</b>	41.7				
<b>Average %</b>	71.9142857				

*[Signature]*  
HOD

*[Signature]*  
**PRINCIPAL**  
 Jyoti School of Technology  
 Nande, Pune-42





Peoples Empowerment Group  
ISB&M SCHOOL OF TECHNOLOGY, NANDE, PUNE  
DEPARTMENT OF MECHANICAL ENGINEERING  
Academic Year 2017-18

Design and Review of Syllabus Feedback

Questionnaires Sr. No.	SEM V				
	Class: TE B				
	A	B	C	D	E
1	2	3	3	2	3
2	3	3	3	3	3
3	4	2	3	3	3
4	4	2	3	3	3
5	3	2	2	2	3
6	3	2	2	2	3
7	3	2	3	4	3
8	3	2	4	2	3
9	4	3	3	2	3
10	4	3	3	2	3
11	4	2	3	3	3
12	5	3	3	3	3
13	4	2	3	3	2
14	3	3	3	2	3
15	3	2	3	3	3
16	3	3	3	2	3
17	3	3	2	2	3
18	2	3	3	3	3
19	3	2	2	3	2
20	2	2	3	3	2
21	2	2	2	2	2
22	2	3	4	3	2
23	3	3	3	3	2
24	4	3	3	3	3
25	2	3	4	3	3
25	3	3	2	3	3
Total	74	64	72	64	68
Average			83.50		

  
HOD  
Mechanical



  
Principal  
ISB&M School of Technology



People Empowerment Group  
ISR&M SCHOOL OF TECHNOLOGY, NANDE, PUNE  
DEPARTMENT OF MECHANICAL ENGINEERING  
Academic Year 2017-18

Design and Review of Syllabus Feedback

SEM III

Class: SE A

Questionnaires Sr. No.	A	B	C	D	E
1	3	2	3	2	2
2	3	3	3	3	3
3	4	2	3	3	2
4	1	1	1	1	1
5	3	2	3	2	3
6	4	3	2	2	2
7	2	2	1	3	2
8	2	3	2	4	3
9	3	3	3	3	3
10	2	3	4	3	2
11	3	4	2	3	2
12	3	3	3	3	3
13	2	3	2	3	2
14	3	2	2	3	2
15	2	3	2	3	2
16	2	3	2	3	2
17	4	3	3	2	1
18	4	3	2	1	2
19	4	3	3	2	1
20	3	4	2	3	3
21	2	3	2	3	2
22	3	4	3	2	3
23	4	3	2	3	2
24	3	3	2	3	2
25	3	4	3	2	4
26	2	3	2	4	2
27	3	3	4	3	2
28	2	4	2	3	2
29	3	4	2	3	2

30	2	2	3	2	3
31	2	2	2	2	2
32	2	3	2	4	3
33	3	4	3	2	3
34	3	4	3	2	4
35	3	4	2	3	4
36	2	3	4	2	3
37	3	4	3	2	3
38	3	2	3	2	3
39	3	2	4	2	2
Total	109	116	99	101	94
Average			83.17		

*V. P. S.*  
HOD  
Mechanical



*K. S. S.*  
Principal  
ISM School of Technology,







Peoples Empowerment Group  
ISB&M SCHOOL OF TECHNOLOGY, NANDE, PUNE  
DEPARTMENT OF MECHANICAL ENGINEERING  
Academic Year 2017-18

Design and Review of Syllabus Feedback

SEM VII

Class: BE A

Questionnaires Sr. No.  	A	B	C	D	E
1	3	4	3	2	4
2	3	2	3	2	3
3	2	2	3	2	2
4	3	2	3	2	3
5	3	4	4	3	2
6	2	4	3	2	2
7	3	4	2	4	2
8	2	3	4	2	3
9	2	3	2	3	2
10	4	3	3	3	3
11	4	4	4	3	3
12	4	3	3	3	3
13	2	2	2	2	2
14	3	4	3	3	3
15	3	4	4	3	3
16	3	4	3	4	3
17	3	2	3	2	2
18	2	2	1	2	2
19	2	2	1	1	1
20	3	3	3	3	3
21	4	3	2	2	2
22	4	3	2	2	1
23	4	3	3	2	2
24	4	3	1	2	1
25	4	3	3	2	2
26	4	3	2	1	1
27	2	2	2	2	2
28	3	3	2	3	2
29	4	3	2	2	1

30	2	2	3	2	3
31	2	2	2	2	2
32	2	3	2	4	3
33	3	4	3	2	3
34	3	4	3	2	4
35	3	4	2	3	4
36	2	3	4	2	3
37	3	4	3	2	3
38	3	2	3	2	3
39	3	2	4	2	2
Total	109	118	99	101	94
Average			63.17		

*VAT*  
HOD  
Mechanical



*Kinshuk*  
Principal  
ISH&M School of Technology,



Peoples Empowerment Group  
ISB&M SCHOOL OF TECHNOLOGY, NANDE, PUNE  
DEPARTMENT OF MECHANICAL ENGINEERING  
Academic Year 2017-18

Design and Review of Syllabus Feedback


SEM V

Class: TE A

Questionnaires Sr. No.	A	B	C	D	E
1	4	2	3	1	2
2	3	2	3	2	2
3	3	2	3	4	1
4	3	2	4	1	3
5	3	2	2	3	1
6	3	1	2	2	2
7	3	2	3	3	3
8	2	3	1	4	1
9	3	2	4	2	3
10	3	2	2	3	1
11	4	2	3	1	4
12	3	2	3	2	4
13	3	2	3	1	3
14	3	2	4	3	1
15	3	1	3	1	4
16	4	2	4	2	1
17	3	1	3	1	4
18	3	1	3	2	1
19	3	2	3	2	3
20	3	1	4	1	3
21	3	1	4	1	2
22	3	2	4	3	1
Total	68	39	68	45	50
Average	76.70				

  
HOD  
Mechanical



  
Principal  
ISB&M School of Technology,

30	3	4	2	3	2
31	2	3	4	3	3
32	2	3	2	4	3
33	3	4	2	3	2
Total	99	101	86	82	75
Average	83.90				

  
**HOD**  
 Mechanical

  
**Principal**  
 ISB&M School of Technology,







Peoples Empowerment Group  
ISB&M SCHOOL OF TECHNOLOGY, NANDE, PUNE  
DEPARTMENT OF MECHANICAL ENGINEERING  
Academic Year 2017-18

Design and Review of Syllabus Feedback

SEM VII

Class: BE B

Questionnaires Sr. No.  	A	B	C	D	E
1	3	3	3	3	3
2	2	4	3	2	2
3	2	3	4	3	2
4	3	4	3	4	3
5	1	1	1	1	1
6	2	2	2	2	2
7	4	3	2	4	3
8	3	4	3	4	3
9	3	4	3	2	3
10	3	3	2	3	1
11	4	4	3	4	3
12	3	3	3	2	2
13	3	4	4	4	4
14	2	4	3	3	4
15	3	3	3	3	3
16	3	4	3	3	3
17	3	2	4	3	3
18	3	2	4	3	2
19	3	2	4	1	3
20	3	1	3	1	4
21	3	1	4	2	4
22	3	4	1	3	2
23	3	2	2	4	2
24	3	1	3	2	4
25	3	2	2	2	2
26	3	2	1	1	1
27	3	2	3	1	2
28	3	2	2	3	2
29	2	3	1	2	3
30	3	2	2	2	2
31	4	2	4	4	4
32	3	2	3	2	2

Total	92	85	88	83	84
Average:	84.38				

*LS13*  
HOD  
Mechanical





*Parastang*  
Principal  
ISB&M School of Technology.



Peoples Empowerment Group  
ISB&M SCHOOL OF TECHNOLOGY, NANDE, PUNE  
DEPARTMENT OF COMPUTER ENGINEERING  
Academic Year 2017-18


Design and Review of Syllabus Feedback

SEM II Class: SE Comp

Questionnaires Sr. No.  	A	B	C	D	E
1	4	4	4	4	4
2	3	3	3	3	3
3	3	3	3	3	3
4	4	4	4	4	4
5	3	3	3	3	3
6	3	3	3	4	3
7	4	4	4	4	4
8	3	3	3	3	3
9	4	4	4	4	4
10	3	3	3	3	3
11	3	3	3	3	3
12	4	4	4	4	4
13	4	4	4	4	4
14	3	3	3	3	3
15	4	4	4	3	4
16	3	3	3	3	3
17	4	4	4	4	4
18	4	4	4	4	4
19	4	4	4	4	4
20	4	4	3	3	3
Total	71	71	70	70	72
Average	29.5				

  
Class Teacher



  
Prof. & Head  
Dept. of Computer Engg.  
ISB&M School of Technology  
Nande, Pune-42.





**Peoples Empowerment Group**  
**ISB&M SCHOOL OF TECHNOLOGY, NANDE, PUNE**  
**DEPARTMENT OF COMPUTER ENGINEERING**  
**Academic Year 2017-18**

**Design and Review of Syllabus Feedback**

**SEM II**

**Class: TE Comp**

Questionnaires Sr. No.  	A	B	C	D	E
1	4	4	3	3	4
2	3	3	3	3	3
3	3	3	3	3	3
4	2	2	4	3	3
5	3	3	3	3	3
6	3	3	3	2	3
7	2	3	3	2	4
8	3	3	3	3	3
9	4	4	4	4	4
10	3	3	3	3	3
11	3	3	3	3	3
12	4	4	4	4	4
13	2	4	4	4	4
14	3	3	3	3	3
15	2	2	4	3	4
16	3	3	3	3	3
17	4	4	4	3	3
18	2	3	3	3	3
19	3	3	3	4	4
20	2	3	3	3	5
<b>Total</b>	<b>58</b>	<b>63</b>	<b>66</b>	<b>62</b>	<b>69</b>
<b>Average</b>	<b>79.5</b>				

~~Class Teacher~~



  
**HOD**  
 Prof. & Head  
 Dept. of Computer Engg.  
 School of Technology  
 Nande, Pune - 42







Peoples Empowerment Group  
ISB&M SCHOOL OF TECHNOLOGY, NANDE, PUNE  
DEPARTMENT OF COMPUTER ENGINEERING  
Academic Year 2017-18

Design and Review of Syllabus Feedback

SEM II

Class: BE Comp

Questionnaires Sr. No.  	A	B	C	D	E
1	3	3	2	4	4
2	3	3	3	3	3
3	4	4	3	3	3
4	4	4	4	4	4
5	3	3	4	3	3
6	4	4	4	4	4
7	4	3	3	4	4
8	3	3	4	3	2
9	3	4	4	4	4
10	4	3	2	4	4
Total	35	34	33	36	35
Average	B6.5				

Class Teacher



HOD

Prof. & Head  
Dept. of Computer Engg.  
ISB&M School of Technology  
Nande, Pune-42.

People Empowered Group  
 INDIAN SCHOOL OF TECHNOLOGY, NANDI, PUNE  
 DEPARTMENT OF ELECTRONICS & TELECOMMUNICATIONS  
 ETTC

Academic Year 2013-14

Design and Fabrication of Systems Feedback

SEM III

Class III

Sl. No.	A	B	C	D	E	Total
1	4	7	1	3		15
2	5	3	1	2		11
						26

1001

  
**PRINCIPAL**  
 I.S.T. School of Technology  
 Nandi, Pune-41





**English Department Group**  
**13384 SCHOOL OF TECHNOLOGY, NANDE, PUNE**  
**DEPARTMENT OF ELECTRONICS & TELECOMMUNICATION ENGG.**  
**Academic Year 2017-18**

**Receipt and Review of Student Feedback**  
**4234 (1) Class: EE**

Sl. No.	A	B	C	D	E
1	1	1	1	1	1
2	1	1	1	1	1
3	1	1	1	1	1
4	1	1	1	1	1
5	1	1	1	1	1
6	1	1	1	1	1
7	1	1	1	1	1
8	1	1	1	1	1
9	1	1	1	1	1
10	1	1	1	1	1
11	1	1	1	1	1
12	1	1	1	1	1
13	1	1	1	1	1
14	1	1	1	1	1
15	1	1	1	1	1
16	1	1	1	1	1
17	1	1	1	1	1
18	1	1	1	1	1
19	1	1	1	1	1
20	1	1	1	1	1
21	1	1	1	1	1
22	1	1	1	1	1
23	1	1	1	1	1
24	1	1	1	1	1
25	1	1	1	1	1
26	1	1	1	1	1
27	1	1	1	1	1
28	1	1	1	1	1
29	1	1	1	1	1
30	1	1	1	1	1
31	1	1	1	1	1
32	1	1	1	1	1
33	1	1	1	1	1
34	1	1	1	1	1
35	1	1	1	1	1
36	1	1	1	1	1
37	1	1	1	1	1
38	1	1	1	1	1
39	1	1	1	1	1
40	1	1	1	1	1
41	1	1	1	1	1
42	1	1	1	1	1
43	1	1	1	1	1
44	1	1	1	1	1
45	1	1	1	1	1
46	1	1	1	1	1
47	1	1	1	1	1
48	1	1	1	1	1
49	1	1	1	1	1
50	1	1	1	1	1
51	1	1	1	1	1
52	1	1	1	1	1
53	1	1	1	1	1
54	1	1	1	1	1
55	1	1	1	1	1
56	1	1	1	1	1
57	1	1	1	1	1
58	1	1	1	1	1
59	1	1	1	1	1
60	1	1	1	1	1
61	1	1	1	1	1
62	1	1	1	1	1
63	1	1	1	1	1
64	1	1	1	1	1
65	1	1	1	1	1
66	1	1	1	1	1
67	1	1	1	1	1
68	1	1	1	1	1
69	1	1	1	1	1
70	1	1	1	1	1
71	1	1	1	1	1
72	1	1	1	1	1
73	1	1	1	1	1
74	1	1	1	1	1
75	1	1	1	1	1
76	1	1	1	1	1
77	1	1	1	1	1
78	1	1	1	1	1
79	1	1	1	1	1
80	1	1	1	1	1
81	1	1	1	1	1
82	1	1	1	1	1
83	1	1	1	1	1
84	1	1	1	1	1
85	1	1	1	1	1
86	1	1	1	1	1
87	1	1	1	1	1
88	1	1	1	1	1
89	1	1	1	1	1
90	1	1	1	1	1
91	1	1	1	1	1
92	1	1	1	1	1
93	1	1	1	1	1
94	1	1	1	1	1
95	1	1	1	1	1
96	1	1	1	1	1
97	1	1	1	1	1
98	1	1	1	1	1
99	1	1	1	1	1
100	1	1	1	1	1
Total	40	41	42	43	44
Average					
Average %					

*[Signature]*  
**HOD**

*[Signature]*  
**PRINCIPAL**  
**13384 School of Technology**  
**Nande, Pune-43**





Peoples Empowerment Group  
ISB&M SCHOOL OF TECHNOLOGY, NANDE, PUNE  
DEPARTMENT OF MECHANICAL ENGINEERING  
Academic Year 2017-18

Design and Review of Syllabus Feedback

SEM IV

Class: SE A

Questionnaires Sr. No.	A	B	C	D	E
1	4	3	4	4	3
2	3	3	3	3	3
3	4	3	4	2	3
4	2	3	1	2	1
5	2	3	1	2	1
6	2	3	4	3	2
7	2	3	2	4	2
8	3	4	3	2	4
9	2	3	4	3	2
10	4	3	3	2	3
11	4	3	3	3	3
12	4	4	4	3	3
13	4	3	3	3	3
14	2	2	2	2	2
15	3	4	3	3	3
16	3	4	4	3	3
17	3	4	3	4	3
18	3	2	3	2	2
19	2	2	1	2	2
20	2	2	1	1	1
21	3	3	3	3	3
22	4	3	2	2	2
23	4	3	2	2	1
24	4	3	3	2	2
25	4	3	1	2	1
26	4	3	3	2	2
27	4	3	3	3	3
28	2	2	2	2	2
29	4	2	3	3	2
30	1	1	1	1	1
31	3	2	3	2	3
32	4	3	2	2	2

33	3	2	1	3	2
34	2	3	2	4	3
35	3	3	3	3	3
36	3	2	3	3	2
37	2	2	3	3	2
38	2	2	2	2	2
39	3	3	3	3	2
40	4	2	3	2	3
41	2	3	3	2	3
42	3	2	3	3	2
43	3	3	3	2	3
44	3	3	2	2	3
45	2	3	3	3	2
Total	134	125	118	114	105
Average			82.78		

  
 HOD  
 Mechanical



  
 Principal  
 ISB&M School of Technology.



Peoples Empowerment Group  
ISB&M SCHOOL OF TECHNOLOGY, NANDE, PUNE  
DEPARTMENT OF MECHANICAL ENGINEERING  
Academic Year 2017-18

Design and Review of Syllabus Feedback

SEM VI

Class: TE A

Peoples Empowerment Group	A	B	C	D	E
1	4	4	4	4	4
2	1	1	1	2	2
3	1	1	1	1	1
4	2	2	3	2	1
5	2	3	2	3	2
6	3	2	3	2	3
7	3	3	3	3	3
8	2	3	2	3	2
9	2	3	2	3	2
10	3	4	2	3	4
11	3	3	3	3	3
12	3	3	3	3	3
13	3	3	4	3	2
14	2	3	2	4	2
15	3	2	3	4	3
16	2	3	2	4	3
17	4	3	3	3	3
18	2	2	2	2	2
19	4	2	3	3	2
20	2	2	2	2	2
21	3	2	3	2	3
22	4	3	2	2	2
23	3	2	1	3	2
24	2	3	2	4	3
25	3	3	3	3	3
26	3	2	3	3	2
27	4	4	3	4	2
28	4	2	2	2	2
29	3	4	3	3	2
30	4	2	4	2	3
31	2	3	3	2	3
32	3	2	3	3	2

33	3	3	3	2	3
34	3	3	2	2	3
35	3	3	3	4	3
36	3	4	3	3	4
37	4	4	3	3	2
38	2	2	4	2	2
39	3	3	3	3	2
Total	110	106	103	109	97
Average			84.13		

*Chandrakumar*  
**HOD**  
 Mechanical



*Rinku*  
 Principal  
 ISB&M School of Technology





Peoples Empowerment Group  
ISB&M SCHOOL OF TECHNOLOGY, NANDE, PUNE  
DEPARTMENT OF MECHANICAL ENGINEERING  
Academic Year 2017-18

Design and Review of Syllabus Feedback

SEM VI

Class: TE B

Questionnaires Sr. No.  	A	B	C	D	E
1	2	3	2	3	2
2	3	2	4	3	2
3	2	2	2	2	2
4	3	3	2	3	2
5	3	2	3	2	3
6	2	3	4	3	3
7	2	3	2	3	2
8	4	3	2	3	2
9	4	3	3	3	3
10	2	3	3	2	3
11	2	3	2	3	2
12	3	3	3	3	3
13	2	2	2	2	2
14	3	4	2	3	4
15	2	3	4	3	3
16	3	4	3	4	3
17	2	3	4	3	3
18	2	3	4	3	3
19	2	3	3	4	3
20	2	3	2	4	3
Total	50	58	56	59	53
Average			86.25		

  
HOD  
Mechanical



  
Principal  
ISB&M School of Technology,





**People's Empowerment Group**  
**IBB&M SCHOOL OF TECHNOLOGY, NANDE, PUNE**  
**DEPARTMENT OF MECHANICAL ENGINEERING**  
 Academic Year 2017-18

**Design and Review of Syllabus Feedback**

**SEM VIII**

**Class III A**

Question No. No.					
	A	B	C	D	E
1	3	4	2	4	3
2	4	3	3	2	1
3	3	3	2	3	2
4	3	2	1	2	4
5	4	4	1	1	2
6	2	2	2	3	1
7	4	2	4	3	2
8	4	3	2	2	4
9	3	5	3	4	2
10	4	3	3	2	4
11	2	3	2	2	3
12	4	5	3	4	2
13	2	2	2	2	1
14	3	4	3	2	4
15	2	3	4	3	2
16	2	3	4	3	2
17	2	4	3	2	3
18	3	2	3	4	3
19	2	3	4	3	2
20	2	2	4	3	2
21	2	3	4	3	2
22	3	2	4	3	2
23	3	3	3	3	3
24	2	3	2	3	2
25	2	3	2	3	2
26	2	3	2	3	2
27	4	3	3	3	4
28	3	3	4	2	3
29	2	3	4	2	3
30	4	3	2	3	2
31	2	3	2	3	2
32	2	3	4	3	2

33	3	3	2	2	3
34	2	2	2	2	2
Total	91	99	100	95	84
Average:	86.21				

*STambur*  
**HOD**  
 Mechanical



*Prasad*  
**Principal**  
 ISB&M School of Technology.





Peoples Empowerment Group  
ISB&M SCHOOL OF TECHNOLOGY, NANDE, PUNE  
DEPARTMENT OF MECHANICAL ENGINEERING  
Academic Year 2017-18

Design and Review of Syllabus Feedback

SEM VIII

Class: BE B

Questionnaires Sr. No.  	A	B	C	D	E
1	3	3	4	2	3
2	4	3	3	3	3
3	3	2	2	2	2
4	3	4	3	3	3
5	3	4	3	3	3
6	2	2	3	2	2
7	2	3	2	2	2
8	3	3	3	3	3
9	2	3	2	2	3
10	2	2	2	2	2
11	2	3	2	3	2
12	1	1	1	1	1
13	4	3	3	4	2
14	2	2	3	2	2
15	2	2	2	2	2
16	3	3	3	3	3
17	4	3	3	3	4
18	3	4	3	3	3
19	3	3	3	3	3
20	4	2	3	4	2
21	4	3	4	3	3
22	4	4	4	4	4
23	4	3	3	3	3
24	3	2	3	2	3
25	2	3	2	3	2
26	2	3	3	2	3
27	2	2	2	2	2
28	3	2	3	2	3
29	4	3	2	3	3
30	2	3	3	2	3
31	2	3	2	3	2
32	2	3	3	2	3

33	3	4	3	2	3
34	4	3	4	3	4
35	2	3	2	3	2
Total	99	99	96	91	93
Average	70.15				

  
 HOD  
 Mechanical



  
 Principal  
 ISB&M School of Technology,  
 Pune



Peoples Empowerment Group  
**ISB&M SCHOOL OF TECHNOLOGY, NANDE, PUNE**  
**DEPARTMENT OF COMPUTER ENGINEERING**  
Academic Year 2017-18

**FEEDBACK ANALYSIS**  
**SEM-I**

**SE COMPUTER**

SR. NO	Faculty Name	Subject	Feedback In %
1	Prof. Rishikesh Yeolekar	DSA	76.5
2	Prof. Anil Kumar Jakkani	DELD	94.4
3	Prof. Sheela Bankar	OOP	82.3
4	Prof. Kirti Randhe	COA	81.2
5	Prof. Komal Jagdale	DM	82.7

**TE COMPUTER**

SR. NO	Faculty Name	Subject	Feedback In %
1	Prof. Sheela Bankar	TOC	83.3
2	Prof. Sonali Khairnar	SEPM	84.3
3	Prof. Vajid Khan	DBMS	84
4	Prof. Vinay Thamke	CN	87.9
5	Prof. Rishikesh Yeolekar	ISEE	81.4

**BE COMPUTER**

SR. NO	Faculty Name	Subject	Feedback In %
1	Prof. Komal Jagdale	PC	88.8
2	Prof. Vinay Thamke	DM	85.8
3	Prof. Kirti Randhe	SSDA	86.2
4	Prof. Sonali Khairnar	DAA	86.8
5	Prof. Kavita Ugale	PMCD	85.4

**EVALUATION OF FACULTY-**

Outstanding : 90-100 Excellent : 80-90 Good :70-80 Fair: 60-70 Poor below : 60

  
Prepared By

Prof. Komal Jagdale

  
HOD

Prof. Rishikesh Yeolekar

Prof. & Head  
Department of Computer Engg.  
ISB&M School of Technology  
Nande, Pune-42

  
Principal

**PRINCIPAL**  
ISB & M School of Technology  
Nande, Pune-42



People Empowerment Group  
**ISB&M SCHOOL OF TECHNOLOGY, NANDE, PUNE**  
 DEPARTMENT OF ELECTRONICS & TELECOMMUNICATIONS  
 ENGINEERING  
 Academic Year 2017-18

**FEEDBACK ANALYSIS**  
**SEM-I**

**TELECOM**

Sl. No	Faculty Name	Subject	Feedback In %
1	Prof. Prasad Kale	Digital Communication	85.71
2	Prof. Suresh Ingle	Microcontroller Application	81
3	Prof. Suresh Ingle	Digital Signal Processing	81.48
4	Prof. Anandh Babu	Networks	80.71
5	Prof. M.N. Khan	Electromagnetic Wave & Transmission Line	80.37

**BC E&T**

Sl. No	Faculty Name	Subject	Feedback In %
1	Prof. Prasad Kale	Microproc	78
2	Prof. Anandh Babu	Digital Image Processing	81
3	Prof. Suresh Ingle	Computer Network	77
4	Prof. Anandh Babu	Very Large Scale Integrated	88
5	Prof. M.N. Khan	Electronic Product Design	70

**EVALUATION OF FACULTY**

Address: 18/100, Convent, 18/100, Convent, Pune-411 004. Phone: 98220 12345

  
 Prof. Prasad Kale  
 Head of Department



  
 Prof. Prasad Kale  
 Head of Department

  
 Dr. P. K. Shrivastava  
**PRINCIPAL**  
 ISB&M School of Technology  
 Nande, Pune-41



Peoples Empowerment Group  
ISB&M SCHOOL OF TECHNOLOGY, NANDE PUNE  
DEPARTMENT OF MECHANICAL ENGINEERING

Academic Year - 2017-18

FEEDBACK ANALYSIS SEM-I  
SE MECHANICAL (Div-A)

SR. NO	Faculty Name	Subject	Feedback In %
1	Prof. F. S. Tanekhan	TD	73.58 %
2	Prof. A. B. Lohar	SOM	79.60 %
3	Prof. A. H. Bulbule	MP-I	74.41 %
4	Prof. Ajit Kakde	MS	75.48 %
5	Prof. Suhas Jadhav	M-III	77.23 %

TE MECHANICAL (Div-A)

SR. NO	Faculty Name	Subject	Feedback In %
1	Prof. V. V. Edake	DME-I	76.92 %
2	Prof. P. S. Gaikwad	DME-II	79.13 %
3	Prof. Rahul Bhogare	NMO	79.84 %
4	Prof. Hrishikesh Gadekar	MTX	78.84 %
5	Prof. A. G. Bartakke	MP-II	78.38 %

TE MECHANICAL (Div-B)

SR. NO	Faculty Name	Subject	Feedback In %
1	Prof. N. P. Talwekar	RAC	81.2 %
2	Prof. V. V. Edake	DME-II	78.7 %
3	Prof. A. H. Bulbule	NMO	76.3 %
4	Prof. Hrishikesh Gadekar	MTX	72.7 %
5	Prof. A. G. Bartakke	MP-II	82.2 %

BE MECHANICAL (Div-A)

SR. NO	Faculty Name	Subject	Feedback In %
1	Prof. A. H. Bulbule	PPE	77.7 %
2	Prof. Yogendra Jain	CAD/CAM	78.18 %
3	Prof. P. S. Gaikwad	DOM	77.03 %
4	Prof. Rahul Bhogare	EAM	77.07 %
5	Prof. S. G. Khobragade	AMP	77.82



**BE MECHANICAL (Dis-B)**

SR. NO	Faculty Name	Subject	Feedback In %
1	Prof. P. D. Nemde	PPE	76.00%
2	Prof. Yogendra Jain	CAD/CAM	77.00%
3	Prof. P. S. Gaikwad	DOM	76.19%
4	Prof. Rahul Bhogire	IAM	75.31%
5	Prof. S. G. Khobragade	AMP	76.38%

**EVALUATION OF FACULTY-**

Outstanding 90-100    Excellent 80-90    Good 70-80    Fair 60-70    Poor below 60

*[Signature]*

Prepared By

Prof. F. S. Tanakhian

*[Signature]*

HOD

Prof. A. H. Bulhate

*[Signature]*

**PRINCIPAL**

ISB & IIS School of Technology  
Nando, Pune





Peoples Empowerment Group  
**ISB & M SCHOOL OF TECHNOLOGY, NANDE, PUNE**  
**DEPARTMENT OF COMPUTER ENGINEERING**  
Academic Year 2017-18

**FEEDBACK ANALYSIS**  
**SEM-II**

**SE COMPUTER**

SR. NO	Faculty Name	Subject	Feedback In %
1	Prof. A. P. Singh	Principles of Programming Languages	79.4
2	Prof. Sonali K.	Microprocessor	80.6
3	Prof. Sunil D	Engineering Mathematics III	84.5
4	Prof. Komal J	Computer Graphics	85.2
5	Prof. Kavita U	Advanced Data Structure	85.5

**TE COMPUTER**

SR. NO	Faculty Name	Subject	Feedback In %
1	Prof. Sagar L.	Design & Analysis of Algorithms	83.8
2	Prof. Sheela B	Systems Programming & Operating System	86.4
3	Prof. Vinay T	Embedded Systems & Internet of Things	87.5
4	Prof. Atul M	Software Modeling and Design	80.5
5	Prof. Vajid K.	Web Technology	81.7

**BE COMPUTER**

SR. NO	Faculty Name	Subject	Feedback In %
1	Prof. Vinay T	High Performance Computing	79.2
2	Prof. Sheela B.	Mobile computing EL III	81.2
3	Prof. Kirti R.	EL IV B)	81.80
4	Prof. Komal J	Software Design Methodologies and Testing	81.00

**EVALUATION OF FACULTY:-**

Outstanding : 90-100    Excellent : 80-90    Good : 70-80    Fair: 60-70    Poor below : 60

  
Prepared By

Prof. Sonali Kulkarni

  
HOD

Prof. S. K. Aravind  
Head of Computer Engg.  
ISB & M School of Technology  
Nande, Pune-42.

  
Principal

Dr. P. K. Sawade  
**PRINCIPAL**  
ISB & M School of Technology  
Nande, Pune-42.



People Empowerment Group  
**ISB&M SCHOOL OF TECHNOLOGY, NANDE, PUNE**  
**DEPARTMENT OF ELECTRONICS & TELECOMMUNICATION**  
**ENGINEERING**  
Academic Year 2017-18

**FEEDBACK ANALYSIS**  
**SEM-II**

**TELETC**

SER. NO	Faculty Name	Subject	Feedback In %
1	Prof. Pramodh Kale	Business Management	78.48
2	Prof. Manisha Bhatnagar	Power Electronics	78.98
3	Prof. Anil Kumar J	Introduction Theory & Communication Network	70.70
4	Prof. Sahar Kumar	Advanced Process	78
5	Prof. Anil Kumar J	System Programming & Operating System	78

**DE**

SER. NO	Faculty Name	Subject	Feedback In %
1	Prof. Sahar Kumar	Wireless Networks	84
2	Prof. Pramodh Kale	Audio & Video sig	86
3	Prof. Manisha Bhatnagar	Signal Communication	88
4	Prof. Anil Kumar J	Broadband Communication System	82

**EVALUATION OF FACULTY:**

Outstanding : 90-100 Excellent : 80-90 Good : 70-80 Fair : 60-70 Poor below : 60

  
Prepared By



  
Prof. Pramodh Kale  
HOD

  
Dr. P. N. Shivare  
**PRINCIPAL**  
ISB&M School of Technology  
Nande, Pune-42



Peoples Empowerment Group  
ISB&M SCHOOL OF TECHNOLOGY, NANDE PUNE  
DEPARTMENT OF MECHANICAL ENGINEERING

Academic Year - 2017-18

FEEDBACK ANALYSIS SEM-II  
SE MECHANICAL (Div-A)

SR. NO	Faculty Name	Subject	Feedback In %
1	Prof. G. A. Ghutale	EM	82.49 %
2	Prof. J. R. Hote	ATD	79.60 %
3	Prof. A. D. Kakde	ME1A	77.43 %
4	Prof. C. S. Kheerkar	TOM-I	80.63 %
5	Prof. S. N. Langudi	IEE	71.73 %

TE MECHANICAL (Div-A)

SR. NO	Faculty Name	Subject	Feedback In %
1	Prof. N. P. Tulvekar	RAC	76.92 %
2	Prof. P. S. Gulkund	DME-II	79.15 %
3	Prof. Rahul Hingare	NMO	79.84 %
4	Prof. Hrishikesh Gudekar	MTX	78.84 %
5	Prof. A. G. Hartukke	MP-II	78.38 %

TE MECHANICAL (Div-B)

SR. NO	Faculty Name	Subject	Feedback In %
1	Prof. N. P. Tulvekar	RAC	81.2 %
2	Prof. V. V. Talke	DME-II	78.7 %
3	Prof. A. H. Bulbude	NMO	76.3 %
4	Prof. Hrishikesh Gudekar	MTX	72.7 %
5	Prof. A. G. Hartukke	MP-II	82.2 %

BE MECHANICAL (Div-A)

SR. NO	Faculty Name	Subject	Feedback In %
1	Prof. Avinash Lohar	PPE	80.12 %
2	Prof. S. R. Daryavade	MSD	80.29 %
3	Prof. Yogendra Jain	FEA	78.88 %
4	Prof. S. G. Khobragade	IE	81.71 %



**III MECHANICAL (III-1)**

SR. NO	Faculty Name	Subject	Feedback In %
1	Prof. S. Tanekhan	PPE	79.03 %
2	Prof. S. R. Durgavade	MSD	77.71%
3	Prof. Yogendra Jain	FEA	78.97 %
4	Prof. S. G. Khobragade	IE	81.47 %

**EVALUATION OF FACULTY-**

Outstanding 90-100    Excellent 80-90    Good 70-80    Fair 60-70    Poor below 60

*F.S.T.*  
Prepared By

Prof. F. S. Tanekhan

*A.H. Bultule*  
HOD

Prof. A. H. Bultule

*P. K. S. Patil*  
PRINCIPAL

ISB & IT School of Technology  
Nande, Pune-422



Peoples Empowerment Group  
ISB&M SCHOOL OF TECHNOLOGY, NANDE, PUNE  
DEPARTMENT OF COMPUTER ENGINEERING  
Academic Year 2016-17

Design and Review of Syllabus Feedback

SEM I

Class: SE Comp

Questionnaires Sr. No.	A	B	C	D	E
1	4	4	3	3	4
2	4	3	3	3	3
3	4	3	3	3	3
4	4	2	4	4	3
5	4	3	3	3	3
6	4	3	4	2	3
7	4	3	3	2	2
8	4	3	3	3	2
9	3	2	4	4	2
10	3	2	4	3	3
11	2	2	4	3	3
12	2	3	4	3	4
13	2	3	4	3	4
14	3	2	4	3	3
15	3	2	4	3	3
16	2	3	2	2	2
17	4	2	4	2	2
18	3	4	4	2	3
19	1	4	2	3	3
20	2	2	2	3	2
21	3	3	3	2	3
22	3	4	3	2	4
23	4	4	4	3	4
24	4	3	1	4	3
25	4	2	3	2	4
26	4	3	4	3	3
27	3	4	2	4	3
28	3	3	3	4	3
29	3	3	3	4	4
30	3	3	3	3	4
Total	96	87	97	88	92
Average	76.67				

Prepared By





Prof. & Head  
HOD  
Dept. of Computer Engg.  
ISB&M School of Technology  
Nande, Pune-42.



Peoples Empowerment Group  
ISB&M SCHOOL OF TECHNOLOGY, NANDE, PUNE  
DEPARTMENT OF COMPUTER ENGINEERING  
Academic Year 2016-17

Design and Review of Syllabus Feedback

SEM I Class: TE Comp

Questionnaires Sr. No.  	A	B	C	D	E
1	4	4	4	4	4
2	3	3	3	3	3
3	3	3	3	3	3
4	4	4	4	4	4
5	3	3	3	3	3
6	3	3	3	4	3
7	4	4	4	4	4
Total	24	24	24	25	24
Average	86.43				

Prepared By 



  
HOD

Prof. & Head  
of Computer Engg.  
Department of Technology  
Nande, Pune-42

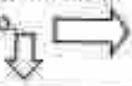


Peoples Empowerment Group  
ISB&M SCHOOL OF TECHNOLOGY, NANDE, PUNE  
DEPARTMENT OF COMPUTER ENGINEERING  
Academic Year 2016-17

Design and Review of Syllabus Feedback

SEM I

Class: BE Comp

Questionnaires Sr. No. 	A	B	C	D	E
1	4	4	2	4	4
2	4	3	3	3	3
3	2	3	3	3	3
4	4	4	4	4	4
5	3	4	4	3	3
6	3	4	4	4	4
7	2	3	3	4	4
8	3	4	4	3	2
9	4	3	3	3	3
10	2	3	3	3	3
11	2	4	4	2	2
12	4	2	2	2	4
Total	37	41	39	38	39
Average	80.83				

Prepared By



HOD

Prof. & Head  
Dept. of Computer Engg.  
ISB&M School of Technology  
Nande, Pune-42.



People Empowerment Group  
 PIMPRI SCHOOL OF TECHNOLOGY, NANDE, PUNE  
 DEPARTMENT OF ELECTRONICS & TELECOMMUNICATION ENGG.  
 Academic Year 2016-17

Design and Review of Syllabus Feedback

SEM I		Class: SE				
Class Roll No.	A	B	C	D	F	
1	3	4	2	2	3	
2	3	2	3	4	3	
3	1	3	3	3	3	
4	2	3	1	3	1	
5	2	2	2	2	3	
6	2	3	2	1	4	
7	3	3	2	3	4	
8	4	3	4	3	4	
9	3	3	4	3	3	
10	2	3	3	3	4	
11	4	2	3	2	3	
12	4	3	3	1	3	
13	3	3	2	3	3	
14	2	4	2	1	3	
15	3	3	4	2	3	
16	2	3	4	4	3	
Total	46	47	47	46	52	
Average	46.2					
Average %	76.11%					

*[Signature]*  
 HOD



*[Signature]*  
 PRINCIPAL  
 Pimpri School of Technology  
 Nanded, Pune-42





Peoples Empowerment Group  
ISB & M SCHOOL OF TECHNOLOGY, NANDE, PUNE  
DEPARTMENT OF ELECTRONICS & TELECOMMUNICATION ENGG.  
Academic Year 2016-17

Design and Review of Syllabus Feedback

SEM I	Class TE				
Questionnaires Sr. No.	A	B	C	D	E
1	4	3	4	3	4
Total	4	3	4	3	4
Average	1.8				
Average %	90				

*Sole*  
HOD



*Prinastel*  
PRINCIPAL  
ISB & M School of Technology  
Nande, Pune-42.



Peoples Empowerment Group  
IBS&M SCHOOL OF TECHNOLOGY, NANDE, PUNE  
DEPARTMENT OF ELECTRONICS & TELECOMMUNICATION ENGG.  
Academic Year 2016-17

Design and Review of Syllabus Feedback

SEM I		Class: BE				
Questionnaires Sr. No.	A	B	C	D	E	
1	3	4	2	3	4	
2	4	2	3	4	3	
3	4	3	3	3	3	
4	3	3	3	3	3	
5	3	2	2	2	3	
6	2	2	2	3	4	
7	3	4	2	3	4	
8	4	3	4	3	4	
9	3	3	4	3	3	
10	2	3	3	3	4	
11	4	2	3	3	3	
12	4	3	2	1	3	
13	3	3	3	3	3	
14	4	4	2	3	4	
15	4	3	4	3	4	
16	2	3	4	3	3	
17	4	3	3	3	3	
Total	56	50	49	48	58	
Average	52.2					
Average %	76.76470588					

*Sale*  
HOD



*Anneeta*  
PRINCIPAL  
IBS & M School of Technology  
Nande, Pune-42.



Peoples Empowerment Group  
ISB&N SCHOOL OF TECHNOLOGY, NANDE, PUNE  
DEPARTMENT OF MECHANICAL ENGINEERING  
Academic Year 2016-17

Design and Review of Syllabus Feedback

Questionnaire Sr. No.	SEM III				
	Class: SE. A				
	A	B	C	D	E
1	4	3	3	3	3
2	2	3	3	1	2
3	3	4	4	3	3
4	3	3	3	3	3
5	3	3	2	3	3
6	4	3	3	3	3
7	4	4	4	3	3
8	4	3	3	3	3
9	2	2	2	2	2
10	3	4	3	3	3
11	3	4	4	3	3
12	3	4	3	4	3
13	3	2	3	2	3
14	2	2	1	2	2
15	2	2	1	1	1
16	3	3	3	3	3
17	4	3	2	2	2
18	4	3	2	2	1
19	4	3	3	2	2
20	4	3	1	2	1
21	3	2	3	2	2
22	3	2	3	4	1
23	3	2	4	1	3
24	3	2	2	3	1
25	3	1	2	2	2
26	4	4	3	3	2
27	2	2	2	3	2
28	4	3	4	3	2
29	4	3	2	2	4

30	3	4	3	2	2
31	4	3	4	3	3
32	1	1	1	1	1
33	2	2	2	2	2
34	2	2	4	3	4
35	4	3	4	3	3
36	4	3	3	3	3
37	2	2	2	2	2
38	4	2	3	3	2
39	1	1	1	1	1
40	3	2	3	2	3
41	4	3	2	2	2
42	3	2	1	3	2
43	2	3	2	4	3
44	3	3	3	3	3
45	3	2	2	4	2
46	3	1	3	2	4
47	3	2	2	2	2
48	3	2	1	1	1
Total	148	125	134	119	112
Average			81.77		

*Let Culture*  
**HOD**  
 Mechanical



*Parashara*  
**Principal**  
 ISB&M School of Technology, Pune



Peoples Empowerment Group  
ISR&M SCHOOL OF TECHNOLOGY, NANDE, PUNE  
DEPARTMENT OF MECHANICAL ENGINEERING  
Academic Year 2016-17

Design and Review of Syllabus Feedback

SEM III

Class: SE B

Sl. No.	A	B	C	D	E
1	4	4	3	3	3
2	3	3	3	3	3
3	3	4	3	3	2
4	4	4	3	4	3
5	3	3	3	3	3
6	3	3	3	3	3
7	3	3	3	3	2
8	3	3	3	3	3
9	3	3	3	3	2
10	3	4	3	3	4
11	3	3	4	3	3
12	3	4	3	4	3
13	4	3	3	2	2
14	4	3	2	1	1
15	2	3	3	2	2
16	3	3	3	3	2
17	3	3	3	2	3
18	4	3	3	4	2
19	2	2	2	2	2
20	3	4	3	2	3
21	2	3	4	3	2
22	3	3	4	3	2
23	2	4	3	2	3
24	3	2	3	4	3
25	2	3	4	3	2
26	2	3	4	3	2
27	3	4	3	4	3
28	1	1	1	1	1
29	2	2	2	2	2
30	4	3	2	4	3
31	3	4	3	4	3
32	3	4	3	2	3

33	3	3	2	3	1
34	4	4	3	4	3
35	3	3	3	4	3
36	4	4	3	2	2
37	4	3	4	3	3
38	2	2	3	3	3
39	3	4	2	2	2
40	2	2	3	3	3
41	3	3	2	2	2
42	4	3	3	3	3
43	3	4	3	3	4
44	3	3	3	3	3
45	4	2	3	3	3
46	4	3	3	4	2
47	4	4	4	3	3
48	3	2	4	4	4
49	3	3	4	3	2
50	2	3	3	3	3
51	2	3	2	3	2
Total	145	155	143	144	130
Average			87.87		

*M. Subale*  
HOD  
Mechanical



*P. Vasankar*  
Principal  
WSSM School of Technology,  
Pune



Peoples Empowerment Group  
ISB&M SCHOOL OF TECHNOLOGY, NANDE, PUNE  
DEPARTMENT OF MECHANICAL ENGINEERING  
Academic Year 2016-17

Design and Review of Syllabus Feedback

SEM V

Class: TE A

Questionnaire Sr. No.	A	B	C	D	E
1	2	2	2	2	2
2	3	3	3	3	3
3	3	3	3	3	3
4	4	4	3	3	4
5	2	4	3	2	1
6	4	3	2	3	2
7	4	3	3	3	3
8	2	3	3	2	3
9	2	3	2	3	2
10	3	3	3	3	3
11	2	2	2	2	2
12	3	4	2	3	4
13	2	3	4	3	3
14	3	4	3	4	3
15	2	3	4	3	3
16	2	3	4	3	3
17	3	4	3	2	4
18	2	3	4	3	2
19	4	3	3	2	3
20	4	3	3	3	3
21	4	4	4	3	3
22	3	4	3	3	3
23	4	2	3	4	2
24	4	3	4	3	3
25	2	2	2	2	2
26	3	4	3	3	3
27	2	3	2	4	2
28	3	2	3	4	3
29	3	2	4	3	2
30	2	2	2	2	2
31	3	3	2	3	2
32	4	3	2	2	1

33	4	3	3	2	2
34	4	3	1	2	1
35	4	3	3	2	2
36	3	3	3	3	3
37	3	4	3	3	3
Total	111	113	106	103	95
Average	89.19				

*[Signature]*  
**HOD**  
 Mechanical



*[Signature]*  
**Principal**  
 ISB&M School of Technology





Peoples Empowerment Group  
ISIRI SCHOOL OF TECHNOLOGY, NANDE, PUNE  
DEPARTMENT OF MECHANICAL ENGINEERING  
Academic Year 2016-17

Design and Review of Syllabus Feedback

SEM VII

Class: BE A

Questionnaires Sr. No.	A	B	C	D	E
1	2	3	1	3	3
2	2	3	2	3	2
3	3	3	2	2	2
4	3	4	2	3	3
5	3	2	4	2	2
6	2	3	1	2	1
7	2	3	1	2	1
8	2	3	4	3	2
9	2	3	2	4	2
10	3	4	3	2	4
11	2	3	4	3	2
12	4	3	3	2	3
13	4	3	3	3	3
14	4	4	4	3	3
15	4	2	3	1	4
16	3	2	3	2	4
17	3	2	3	1	3
18	3	2	4	3	1
19	3	1	3	1	4
20	4	2	4	2	1
21	3	1	3	1	4
22	3	1	3	2	1
23	3	2	4	3	3
24	3	2	4	3	2
25	3	2	4	1	3
26	3	1	3	1	4
27	3	1	4	2	4
28	3	4	1	3	2
29	3	2	2	4	2

30	3	1	3	2	4
31	2	3	4	3	2
32	2	3	4	3	2
33	3	2	4	3	2
34	3	3	3	3	3
35	2	3	2	3	2
36	3	2	3	2	2
37	3	2	2	1	2
38	3	2	3	2	3
Total	108	92	112	89	97
Average			81.91		

*Chaudhary*  
**HOD**  
 Mechanical



*Prakash*  
**Principal**  
 ISBM School of Technology, Pune



Peoples Empowerment Group  
ISH&M SCHOOL OF TECHNOLOGY, NANDE, PUNE  
DEPARTMENT OF MECHANICAL ENGINEERING  
Academic Year 2016-17

Design and Review of Syllabus Feedback

Questionnaires Sr. No.	SEM VII				
	Class: DE B				
	A	B	C	D	E
1	3	2			
2	3	2	1	3	2
3	3	2	4	3	3
4	3	2	4	3	3
5	3	2	3	2	3
6	2	3	2	3	3
7	4	4	4	3	2
8	4	3	3	3	3
9	2	2	2	3	3
10	3	4	2	2	2
11	3	3	3	3	3
12	2	3	2	3	3
13	2	3	2	2	2
14	3	4	2	3	3
15	3	3	2	3	4
16	3	3	3	3	3
17	3	3	4	3	3
18	2	3	2	3	2
19	3	2	3	4	2
20	3	2	4	3	3
21	2	3	2	2	2
22	3	3	3	3	2
23	3	2	3	2	2
24	2	3	4	3	3
25	2	3	2	3	2
26	2	3	2	3	2
27	4	3	3	3	3
28	4	3	3	3	4
29	2	3	4	2	3
30	3	1	4	2	4
Total	79	79	84	82	78
Average			78.02		

*W. S. Subhale*  
HOD  
Mechanical



*P. K. Patil*  
Principal

ISH&M School of Technology, Pune





Peoples Empowerment Group  
ISB&M SCHOOL OF TECHNOLOGY, NANDE, PUNE  
DEPARTMENT OF COMPUTER ENGINEERING  
Academic Year 2016-17

Design and Review of Syllabus Feedback

SEM II

Class: GE Comp

Questionnaires Sr. No.  	A	B	C	D	E
1	3	1	3	3	2
2	3	3	3	3	3
3	2	3	3	4	4
4	2	2	1	4	4
5	3	4	3	3	4
6	2	3	4	2	3
7	2	4	4	2	4
8	4	3	3	3	3
9	4	4	4	4	4
10	3	3	3	3	3
11	3	3	4	4	3
12	2	2	4	3	3
13	2	2	3	3	2
14	3	3	3	2	2
15	2	2	2	2	3
16	3	4	2	3	2
17	3	3	3	2	4
18	2	3	2	4	4
19	4	4	4	4	4
20	4	4	4	4	4
21	2	3	4	3	3
22	4	4	4	4	4
23	2	4	4	4	4
24	3	3	3	3	3
25	2	2	4	3	4
26	3	3	3	3	3
27	4	4	4	4	3
28	2	3	3	3	3
29	3	3	3	4	4
30	2	3	3	3	2

Total	83	92	97	96	98
Average	77.66666667				

  
Prepared By





  
Prof. & Head  
of Department of  
Library & Information Technology



Peoples Empowerment Group  
ISB&M SCHOOL OF TECHNOLOGY, NANDE, PUNE  
DEPARTMENT OF COMPUTER ENGINEERING  
Academic Year 2016-17

Design and Review of Syllabus Feedback

SEM II Class: TE Comp

Questionnaires Sr. No.  	A	B	C	D	E
1	4	4	4	4	4
2	3	3	3	3	3
3	3	3	3	3	3
4	4	4	4	4	4
5	3	3	3	3	3
6	3	3	3	4	3
7	4	4	4	4	4
Total	24	24	24	25	24
Average	86.42857143				

  
Prepared By



  
HOD  
Department of Computer Engg.  
ISB&M School of Technology  
Nande, Pune-42.



Peoples Empowerment Group  
ISB&M SCHOOL OF TECHNOLOGY, NANDE, PUNE  
DEPARTMENT OF COMPUTER ENGINEERING  
Academic Year 2016-17

Design and Review of Syllabus Feedback

SEM II

Class: BE Comp

Questionnaires Sr. No.	A	B	C	D	E
1	4	4	2	4	4
2	4	4	3	3	3
3	4	4	3	3	3
4	4	4	4	4	4
5	3	3	4	3	3
6	4	4	4	4	4
7	4	4	3	4	4
8	4	4	4	3	3
9	4	3	3	2	3
10	4	3	3	4	4
11	3	4	4	4	4
12	4	3	2	4	4
Total	46	44	39	43	43
Average	89.58333333				

Prepared By



HOD  
ISB&M School of Technology  
Nande, Pune-42.



People Empowerment Group  
ISB&M SCHOOL OF TECHNOLOGY, NANDE, PUNE  
DEPARTMENT OF ELECTRONICS & TELECOMMUNICATION ENGG.  
Academic Year 2016-17

Design and Review of Syllabus Feedback

SEM II		Class: SU				
Questionnaires Sr. No.	A	B	C	D	E	
1	2	3	2	3	3	
2	4	2	3	4	3	
3	4	3	3	3	3	
4	3	3	3	4	3	
5	3	2	4	2	4	
6	2	3	2	3	4	
7	3	4	2	3	3	
8	4	3	4	4	4	
9	4	3	4	3	3	
10	2	3	3	3	4	
11	4	2	3	2	3	
12	4	3	2	3	3	
13	3	3	3	3	3	
14	4	4	2	3	4	
15	4	3	4	3	4	
16	3	3	3	3	4	
Total	53	47	47	49	55	
Average	50.2					
Average %	78.4375					

  
HOD



  
PRINCIPAL  
ISB & M School of Technology  
Nande, Pune-42.





Peoples Empowerment Group  
ISB&M SCHOOL OF TECHNOLOGY, NANDE, PUNE  
DEPARTMENT OF ELECTRONICS & TELECOMMUNICATION ENGG.  
Academic Year 2016-17.

Design and Review of Syllabus Feedback

SEM II		Class: TE				
Questionnaires Sr. No.	A	B	C	D	E	
1	3	4	3	4	3	
Total	3	4	3	4	3	
Average	3.4					
Average %	85					

*John*  
HOD



*Prakash*  
**PRINCIPAL**  
ISB & M School of Technology  
Nande, Pune-42.



Peoples Empowerment Group  
ISB&M SCHOOL OF TECHNOLOGY, NANDE, PUNE  
DEPARTMENT OF ELECTRONICS & TELECOMMUNICATION  
ENGG.  
Academic Year 2016-17

Design and Review of Syllabus Feedback

SEM II	Class: BE				
Questionnaires Sr. No. →	A	B	C	D	E
1	2	4	3	3	4
2	4	2	3	2	3
3	4	3	2	4	3
4	3	3	3	3	4
5	4	4	2	3	4
6	4	3	4	3	4
7	3	3	4	4	3
8	4	3	3	3	3
9	3	3	3	3	3
10	4	4	2	3	4
11	4	3	4	3	4
12	3	3	3	3	3
13	4	3	3	2	3
14	3	2	3	3	2
15	4	3	3	2	3
16	3	3	4	3	2
17	4	4	4	4	3
Total	60	53	53	53	55
Average	54.4				
Average %	80				

*Sale*  
HOD

*Prasanna*  
PRINCIPAL  
ISB & M School of Technology  
Nande, Pune-42.





Peoples Empowerment Group  
ISB&M SCHOOL OF TECHNOLOGY, NANDE, PUNE  
DEPARTMENT OF MECHANICAL ENGINEERING  
Academic Year 2016-17

Design and Review of Syllabus Feedback

SEM IV

Class: SE A

Questionnaires Sr. No.	A	B	C	D	E
1	4	3	3	3	3
2	2	3	3	2	3
3	2	3	2	3	3
4	4	4	3	4	3
5	2	2	2	2	2
6	3	3	3	3	3
7	4	3	4	2	3
8	2	3	1	2	1
9	2	3	1	2	1
10	2	3	4	3	2
11	2	3	2	4	2
12	3	4	3	2	4
13	2	3	4	3	2
14	4	3	3	2	3
15	4	3	3	3	3
16	4	4	4	3	3
17	4	3	3	3	3
18	2	2	2	2	2
19	3	4	3	3	3
20	3	4	4	3	3
21	3	4	3	4	3
22	3	2	3	2	2
23	2	2	1	2	2
24	2	2	1	1	1
25	3	3	3	3	3
26	4	3	2	2	2
27	4	3	2	2	1
28	4	3	3	2	3
29	4	3	1	2	1
30	4	3	3	2	2
31	4	3	3	3	3
32	2	2	2	2	2

33	4	2	3	3	2
34	1	1	1	1	1
35	3	2	3	2	3
36	4	3	2	2	2
37	3	2	1	3	2
38	2	3	2	4	3
39	3	3	3	3	3
40	3	2	3	3	2
41	2	2	3	3	2
42	2	2	2	2	2
43	3	3	3	3	2
44	4	2	3	2	3
45	3	2	2	2	3
46	2	3	2	2	2
47	2	3	3	3	2
48	3	3	2	2	3
Total	141	134	122	121	113
Average			82.16		

*Lotbill*

HOD

Mechanical



*Pringshaya*  
Principal

ISBT School of Technology, Pune



Peoples Empowerment Group  
ISB&M SCHOOL OF TECHNOLOGY, NANDE, PUNE  
DEPARTMENT OF MECHANICAL ENGINEERING  
Academic Year 2016-17

Design and Review of Syllabus Feedback

SEM III

Class: SE B

Questionnaire Ser. No.	A	B	C	D	E
1	3	3	2	3	2
2	4	3	3	3	2
3	2	3	2	2	2
4	3	3	3	3	3
5	2	3	2	3	2
6	3	3	3	3	3
7	4	3	2	2	2
8	4	3	2	2	1
9	4	3	3	2	2
10	4	3	1	2	1
11	4	3	3	2	2
12	2	2	2	2	2
13	3	3	3	3	2
14	1	1	1	1	1
15	3	2	3	2	3
16	4	3	2	2	2
17	3	2	1	3	2
18	2	3	2	4	3
19	3	2	3	2	3
20	4	3	2	2	2
21	2	2	3	3	2
22	2	2	2	2	2
23	3	3	3	3	2
24	4	2	3	2	3
25	3	2	2	2	3
26	3	2	4	3	2
27	2	2	2	2	2
28	3	3	2	3	2
29	3	2	3	2	3
30	2	3	2	3	2
31	4	3	3	3	4
32	2	3	4	2	3
33	2	3	3	3	2

34	2	3	2	3	2
35	3	4	2	3	3
36	3	2	4	2	2
37	2	3	1	2	1
38	2	2	2	2	2
39	4	2	3	3	2
40	1	1	1	1	1
41	3	2	3	2	3
42	3	1	3	1	4
43	4	2	4	2	1
44	3	1	3	1	4
45	3	1	3	2	1
46	3	2	4	3	3
47	4	4	4	4	4
48	3	2	4	3	2
49	3	3	3	3	3
Total	143	121	126	117	112
Average			78.95		

*S. Subbul*  
**HOD**  
 Mechanical



*K. K. Kulkarni*  
**Principal**  
 ISB&M School of Technology,  
 Pune



Peoples Empowerment Group  
ISB&M SCHOOL OF TECHNOLOGY, NANDE, PUNE  
DEPARTMENT OF MECHANICAL ENGINEERING  
Academic Year 2016-17

Design and Review of Syllabus Feedback

Questionnaires Sr. No.	SEM VI				
	A	B	C	D	E
1	2	3	2	3	3
2	2	3	1	3	3
3	3	4	3	3	3
4	3	2	2	3	2
5	3	2	4	3	3
6	2	3	4	3	2
7	2	3	4	3	2
8	2	4	3	2	3
9	3	2	3	4	3
10	2	3	4	3	2
11	2	3	4	3	2
12	3	4	3	4	3
13	1	1	1	1	1
14	2	2	2	2	2
15	4	3	2	4	3
16	3	4	3	4	3
17	3	4	3	2	3
18	3	3	2	3	1
19	4	4	3	4	3
20	3	3	3	2	2
21	4	4	4	3	3
22	4	3	3	3	3
23	2	2	2	2	2
24	3	4	3	3	3
25	2	2	2	2	2
26	3	3	3	3	3
27	4	3	3	3	4
28	3	4	3	3	3
29	3	3	3	3	3
30	4	2	3	4	2
31	4	3	4	3	3
32	4	4	4	4	4

33					
34	3	2	4	3	2
35	3	3	3	3	3
36	2	3	2	3	2
37	2	2	2	2	2
38	3	4	3	3	3
39	4	2	3	4	2
40	4	3	4	3	3
41	2	2	2	2	2
Total		4	3	3	3
Average	118	122	119	121	106
			87.33		

*Let's build*  
**HOD**  
 Mechanical



*Pravara*  
 BSSM School of Technology,  
 Pune





Peoples Empowerment Group  
ISB&M SCHOOL OF TECHNOLOGY, NANDE, PUNE  
DEPARTMENT OF MECHANICAL ENGINEERING  
Academic Year 2016-17

Design and Review of Syllabus Feedback

SEM VIII

Class: BE A

Questionnaires Sr. No.	A	B	C	D	E
1	3	3	3	3	3
2	2	2	2	3	3
3	3	2	2	2	2
4	2	3	3	2	3
5	2	3	2	3	3
6	2	4	3	2	2
7	2	3	4	3	2
8	3	4	3	4	3
9	1	1	1	1	1
10	2	2	2	2	2
11	4	3	2	4	3
12	3	4	3	4	3
13	3	4	3	2	3
14	3	3	2	3	1
15	4	4	3	4	3
16	3	3	3	2	2
17	3	4	4	4	4
18	2	4	3	1	4
19	3	3	3	3	3
20	3	4	3	3	3
21	3	2	4	3	3
22	3	2	4	3	2
23	3	2	4	1	3
24	3	1	3	1	4
25	3	2	3	4	1
26	3	2	4	1	3
27	3	2	2	3	1
28	3	1	2	3	2
29	3	2	3	3	3
30	2	3	1	4	1
31	3	2	4	2	3
32	3	2	2	3	1

33	4	2	3	1	4
34	3	2	3	2	4
35	4	2	4	2	2
36	4	2	2	2	2
Total	103	94	101	94	92
Average	88.97				

*Lotilalwar*  
**HOD**  
 Mechanical



*Rivastawa*  
**Principal**  
 ISBM School of Technology,  
 Pune



Peoples Empowerment Group  
ISB&M SCHOOL OF TECHNOLOGY, NANDE, PUNE  
DEPARTMENT OF MECHANICAL ENGINEERING  
Academic Year 2016-17

Design and Review of Syllabus Feedback

Questionnaires Sr. No.	SEM VIII				
	A	B	C	D	E
1	3	3	3	3	3
2	2	3	1	3	2
3	2	3	4	3	3
4	3	3	2	2	2
5	2	3	2	3	3
6	3	2	3	2	2
7	2	2	1	2	2
8	2	2	1	1	1
9	3	3	3	3	3
10	4	3	2	2	2
11	4	3	2	2	1
12	3	2	4	3	1
13	3	1	3	1	4
14	4	2	4	2	1
15	3	1	3	1	4
16	3	1	3	2	1
17	3	2	3	2	3
18	2	2	1	1	1
19	3	3	3	3	3
20	4	3	2	2	2
21	4	3	2	2	1
22	4	3	3	2	2
23	4	3	1	2	1
24	4	3	3	2	2
25	3	3	3	3	3
26	2	3	2	3	2
27	2	3	2	3	2
28	2	3	2	3	2
29	4	3	3	3	4
30	2	3	4	2	3
31	2	3	4	2	3
32	3	4	4	4	4

33	2	4	3	3	4
Total	96	88	86	77	77
Average			80.30		

*CSRSUBDII*  
**HOD**  
 Mechanical



*Parashuram*  
**Principal**  
 KJ Somaiya School of Technology,  
 Pune



Peoples Empowerment Group  
**ISB&M SCHOOL OF TECHNOLOGY, NANDE, PUNE**  
**DEPARTMENT OF COMPUTER ENGINEERING**  
Academic Year 2017-18

**FEEDBACK ANALYSIS**  
**SEM-I**

**SE COMPUTER**

SR. NO	Faculty Name	Subject	Feedback In %
1	Prof. Rishikesh Yeolekar	DSA	76.5
2	Prof. Anil Kumar Jakkani	DELD	94.4
3	Prof. Sheela Bankar	OOP	82.3
4	Prof. Kirti Randhe	COA	81.2
5	Prof. Komal Jagdale	DM	82.7

**TE COMPUTER**

SR. NO	Faculty Name	Subject	Feedback In %
1	Prof. Sheela Bankar	TOC	83.3
2	Prof. Sonali Khairnar	SEPM	84.3
3	Prof. Vajid Khan	DBMS	84
4	Prof. Vinay Thamke	CN	87.9
5	Prof. Rishikesh Yeolekar	ISEE	81.4

**BE COMPUTER**

SR. NO	Faculty Name	Subject	Feedback In %
1	Prof. Komal Jagdale	PC	88.8
2	Prof. Vinay Thamke	DM	85.8
3	Prof. Kirti Randhe	SSDA	86.2
4	Prof. Sonali Khairnar	DAA	86.8
5	Prof. Kavita Ugale	PMCD	85.4

**EVALUATION OF FACULTY:-**

Outstanding : 90-100 Excellent : 80-90 Good : 70-80 Fair: 60-70 Poor below : 60

Prepared By  
Prof. Komal Jagdale

Prof. Rishikesh Yeolekar  
Prof. & Head  
Department of Computer Engg.  
ISB&M School of Technology  
Nande, Pune -42.

**PRINCIPAL**  
ISB & M School of Technology  
Nande, Pune-42



Peoples Empowerment Group  
**ISB & M SCHOOL OF TECHNOLOGY, NANDE, PUNE**  
**DEPARTMENT OF ELECTRONICS & TELECOMMUNICATION**  
**ENGINEERING**  
Academic Year 2016-17

**FEEDBACK ANALYSIS**  
**SEM-I**  
**SE E&TC**

SR. NO	Faculty Name	Subject	Feedback In %
1	Prof. Shivam /Tiwari	Signal & System	84
2	Prof. Saket Kumar	Electronics Device & Circuit	87.37
3	Prof. Manisha Rathore	Electronics Circuit & Mechanics	82.12
4	Prof. M.N.Khan	Digital Electronics	79.75
5	Prof. M.N.Khan	Data Structure & Algorithm	75.12

**TE E&TC**

SR. NO	Faculty Name	Subject	Feedback In %
1	Prof. Pramodini kale	Digital Communication	80
2	Prof. Sataram Jangani	Microcontroller & Application	88
3	Prof. Saket Kumar	Digital Signal Processing	86
4	Prof. Anil kumar j	System Programming & operating system	82
5	Prof. M.N.Khan	Electromagnetic Wave & Transmission Line	78

**BE E&TC**

SR. NO	Faculty Name	Subject	Feedback In %
1	Prof. Pramodini kale	Microwave	81.29
2	Prof. Anil kumar j	Digital Image Processing	82.35
3	Prof. Sataram Jangani	Computer Network	83.64
4	Prof. Manisha Rathore	Very Large Scale Integrated	88.82
5	Prof. M.N.Khan	Electronic Product Design	78.82

**EVALUATION OF FACULTY-**

Outstanding : 90-100 Excellent : 80-90 Good : 70-80 Fair: 60-70 Poor below : 60

Prof. Manisha R.

Prepared By



Prof. Pramodini kale

HOD

Dr. P.K. Srivastava

**PRINCIPAL**

ISB & M School of Technology

Nande, Pune



Peoples Empowerment Group  
ISB&M SCHOOL OF TECHNOLOGY, NANDE PUNE  
DEPARTMENT OF MECHANICAL ENGINEERING

Academic Year - 2016-17

FEEDBACK ANALYSIS SEM-I  
SE MECHANICAL (Div-A)

SR. NO	Faculty Name	Subject	Feedback In %
1	Prof. G. A. Ghatole	TD	81.71 %
2	Prof. Z. Ali	SOM	83.58 %
3	Prof. Swapnil Khobragade	MP-I	71.71 %
4	Prof. P. D. Nemade	MS	80.96 %
5	Prof. Sunil Dharmale	M-III	80.67 %

SE MECHANICAL (Div-B)

SR. NO	Faculty Name	Subject	Feedback In %
1	Prof. G. A. Ghatole	TD	86.71 %
2	Prof. Z. Ali	SOM	86.46 %
3	Prof. Swapnil Khobragade	MP-I	72.5 %
4	Prof. C. S. Khemkar	MS	78.84 %
5	Prof. Sunil Dharmale	M-III	82.70 %

TE MECHANICAL

SR. NO	Faculty Name	Subject	Feedback In %
1	Prof. F. S. Tanekhan	HT	75.1 %
2	Prof. V. V. Edake	DME-I	73.41 %
3	Prof. C. S. Khemkar	TOM-II	76.11 %
4	Prof. S. R. Durgavade	H&P	74.97 %
5	Prof. S. H. Metkar	MQC	69.89 %

BE MECHANICAL (Div-A)

SR. NO	Faculty Name	Subject	Feedback In %
1	Prof. B. D. Mahadik	RAC	77.42 %
2	Prof. S. B. Jadhav	CAD/CAM	78.05 %
3	Prof. P. S. Gaikwad	DOM	77.11 %
4	Prof. Priyanka Wagh	EAM	77.79 %
5	Prof. S. H. Metkar	AMP	83.27 %



BE MECHANICAL (Div-B)

SR. NO	Faculty Name	Subject	Feedback In %
1	Prof. P. D. Nemade	RAC	76.21%
2	Prof. S. B. Jadhav	CAD/CAM	77.45%
3	Prof. P. S. Gaikwad	DOM	76.19%
4	Prof. B. D. Mahadik	EAM	75.45%
5	Prof. V. V. Edake	AMP	77.38%

EVALUATION OF FACULTY-

Outstanding 90-100 Excellent 80-90 Good 70-80 Fair 60-70 Poor below 60

*F.S.T.*

Prepared By

Prof. F. S. Tanekhan

*A.H. Balbule*

HOD

Prof. A. H. Balbule

*P.K. Srivastava*

Principal

Dr. P. K. Srivastava

**PRINCIPAL**

I S B & M School of Technology  
Nande, Pune-42.





Peoples Empowerment Group  
**ISB & M SCHOOL OF TECHNOLOGY, NANDE, PUNE**  
**DEPARTMENT OF COMPUTER ENGINEERING**  
Academic Year 2017-18

**FEEDBACK ANALYSIS**  
**SEM-II**

**SE COMPUTER**

SR. NO	Faculty Name	Subject	Feedback In %
1	Prof. A. P. Singh	Principles of Programming Languages	79.4
2	Prof. Sonali K.	Microprocessor	80.6
3	Prof. Sunil D.	Engineering Mathematics III	84.5
4	Prof. Komal J.	Computer Graphics	85.2
5	Prof. Kavita U.	Advanced Data Structure	85.5

**TE COMPUTER**

SR. NO	Faculty Name	Subject	Feedback In %
1	Prof. Sagar L.	Design & Analysis of Algorithms	83.8
2	Prof. Sheela B.	Systems Programming & Operating System	86.4
3	Prof. Vinay T.	Embedded Systems & Internet of Things	87.5
4	Prof. Atul M.	Software Modeling and Design	80.5
5	Prof. Vaibid K.	Web Technology	81.7

**BE COMPUTER**

SR. NO	Faculty Name	Subject	Feedback In %
1	Prof. Vinay T.	High Performance Computing	79.2
2	Prof. Sheela B.	Mobile computing EL III	81.2
3	Prof. Kirti R.	EL IV B)	81.80
4	Prof. Komal J.	Software Design Methodologies and Testing	81.00

**EVALUATION OF FACULTY:-**

Outstanding : 90-100    Excellent : 80-90    Good : 70-80    Fair: 60-70    Poor below : 60

  
Prepared By

Prof. Sonali Kulkarni

  
HOD

Prof. S. K. Arora  
Head of Computer Engg.  
ISB & M School of Technology  
Nande, Pune-42.

  
Principal

Dr. P. S. Sawade  
**PRINCIPAL**  
ISB & M School of Technology  
Nande, Pune-42.



Peoples Empowerment Group  
**ISB&M SCHOOL OF TECHNOLOGY, NANDE, PUNE**  
**DEPARTMENT OF ELECTRONICS & TELECOMMUNICATION**  
**ENGINEERING**  
Academic Year 2016-17

**FEEDBACK ANALYSIS**  
**SEM-II**  
**SE E&TC**

SR.NO	Faculty Name	Subject	Feedback In %
1	Prof. Pramodini kale	Analog Communication	80
2	Prof. Manisha Rathore	Control System	84
3	Prof. Anil Kumar J	Integrated Circuit	85
4	Prof.R. Bhagwat	Maths	82.05
5	Prof. Deepali Dhakote	GOO	86.37

**TE E&TC**

SR. NO	Faculty Name	Subject	Feedback In %
1	Prof. Pramodini kale	Industrial Management	84
2	Prof. M.N.Khan	Power Electronics	76
3	Prof. Anil Kumar J	Information Theory & Communication Network	82
4	Prof. Saket Kumar	Antenna Wave Theory	86
5	Prof. Sitaram Longani	Embedded Processor	84

**BE E&TC**

SR. NO	Faculty Name	Subject	Feedback In %
1	Prof. Saket Kumar	Wireless Network	83.17
2	Prof. Pramodini kale	Audio & Video egg	86.82
3	Prof. Manisha Rathore	Mobile Communication	84.47
4	Prof. Anil Kumar J	BroadCast Communication System	85.05

**EVALUATION OF FACULTY-**

Outstanding : 90-100 Excellent : 80-90 Good : 70-80 Fair: 60-70 Poor below : 60

  
Prof. Manisha R.  
Prepared By



  
Prof. Pramodini kale  
HOD

  
Dr. P. K. Srivastava

**PRINCIPAL**  
ISB & M School of Technology  
Nande, Pune-42.



Peoples Empowerment Group  
ISB&M SCHOOL OF TECHNOLOGY, NANDE PUNE  
DEPARTMENT OF MECHANICAL ENGINEERING

Academic Year - 2016-17

FEEDBACK ANALYSIS SEM-II  
SE MECHANICAL (DI-A)

SR. NO	Faculty Name	Subject	Feedback In %
1	Prof. N. P. Talwalkar	FM	81.83 %
2	Prof. J. R. Bute	ATD	78.00 %
3	Prof. Priyanka Wagh	META	88.65 %
4	Prof. A. B. Lohar	TOM-I	88.86 %
5	Prof. S. N. Langani	EEF	73.42 %

SE MECHANICAL (DI-B)

SR. NO	Faculty Name	Subject	Feedback In %
1	Prof. N. P. Talwalkar	FM	81.83 %
2	Prof. J. R. Bute	ATD	78.12 %
3	Prof. S. N. Shinde	META	83.58 %
4	Prof. A. B. Lohar	TOM-I	81.70 %
5	Prof. S. N. Langani	EEF	68.25 %

TE MECHANICAL (DI-A)

SR. NO	Faculty Name	Subject	Feedback In %
1	Prof. G. A. Ghante	Turbo	73.80 %
2	Prof. S. R. Durgavade	DME-II	78.88 %
3	Prof. Z. Ali	NMO	77.17 %
4	Prof. Sneha Meshkar	MTX	77.02 %
5	Prof. Swapnil Khobragade	MP-II	80.34 %

BE MECHANICAL (DI-A)

SR. NO	Faculty Name	Subject	Feedback In %
1	Prof. C. S. Khemkar	MSD	88.67%
2	Prof. P. D. Nemade	PPE	80.39%
3	Prof. Yogendra Jari	FEA	79.11%
4	Prof. S. G. Khobragade	IE	82.39%



BE MECHANICAL (Div-B)

SR. NO	Faculty Name	Subject	Feedback In %
1	Prof F. S. Tanekhan	PPE	80.30 %
2	Prof. V. V. Edake	MSD	80.79%
3	Prof. Yogendra Jain	FEA	80.85 %
4	Prof. S. G. Khobragade	IE	78.30 %

EVALUATION OF FACULTY-

Outstanding 90-100 Excellent 80-90 Good 70-80 Fair 60-70 Poor below 60



Prepared By

Prof. F. S. Tanekhan



HOD

Prof. A. H. Bullade



Principal

Dr. P. K. Shrivastava  
**PRINCIPAL**  
I S B & M School of Technology  
Nande, Pune-42.



Peoples Empowerment Group

# ISB & M SCHOOL OF TECHNOLOGY

Sr. No. 44/1, 44/1/2, Nande, Pune - 412115

## DEPARTMENT OF COMPUTER ENGINEERING FEEDBACK ANALYSIS (2015-2016) SEM-1

### SE COMPUTER

SR. NO	Faculty Name	Subject	Feedback In %
1	Prof. Sitaram Longani	MA	72.40%
2	Prof. Komal Jagdale	DS	80.51%
3	Prof. Vishal Sherekar	OSA	92.20%
4	Prof. Pratibha Kulkarni	DELD	76.94%
5	Prof. Deepali gosavi	DSPS	83.76%

### TE COMPUTER

SR. NO	Faculty Name	Subject	Feedback In %
1	Prof. Karishma Talan	OSD	76.13%
2	Prof. Sonali Gavali	CFCA	72.72%
3	Prof. Nilesh Madake	DCWSN	68.40%
4	Prof. Shital Bachpalle	TOC	90.68%
5	Prof. Komal Jagdale	DBMSA	83.63%

### BE COMPUTER

SR. NO	Faculty Name	Subject	Feedback In %
1	Prof. Nilesh Madake	DAA	69.81%
2	Prof. Sheetal Bschpalle	PMCD	82.72%
3	Prof. Sonali Gavali	SSDA	79.72%
4	Prof. Sheela Bankar	MC	86.36%
5	Prof. Karishma Talan	PC	77.09%

### EVALUATION OF FACULTY-

Outstanding 90-100    Excellent 80-90    Good 70-80    Fair 60-70    Poor below 60

Prepared By

Prof. Komal Jagdale

HOD

Prof. Sheela Bankar  
Prof. & Head  
Dept. of Computer Engg.  
ISB & M School of Technology  
Nande, Pune-42.

Principal

Dr. P. K. Srivastava  
**PRINCIPAL**  
ISB & M School of Technology  
Nande, Pune-42.



Peoples Empowerment Group

# ISB & M SCHOOL OF TECHNOLOGY

Sr. No. 44/1, 44/1/2, Nande, Pune - 412115

## DEPARTMENT OF COMPUTER ENGINEERING FEEDBACK ANALYSIS (2015-2016) SEM-2

### SE COMPUTER

SR. NO	Faculty Name	Subject	Feedback In %
1	Prof. Sunil Dharmale	EM-3	78.57%
2	Prof. Nilesh Madake	OOMP	72.07%
3	Prof. Sitaram Longani	MIT	71.10%
4	Prof. Vishal Sherekar	CGG	92.85%
5	Prof. Komal Jagdale	CO	86.68%

### TE COMPUTER

SR. NO	Faculty Name	Subject	Feedback In %
1	Prof. Deepali Gosavi	PCD	73.63%
2	Prof. Sonali Gavali	EOS	85.45%
3	Prof. Sitaram Longani	DSPA	73.18%
4	Prof. Karishma Talan	SE	81.81%
5	Prof. Komal Jagdale	CN	84.31%

### BE COMPUTER

SR. NO	Faculty Name	Subject	Feedback In %
1	Prof. Nilesh Madake	HPC	70.18%
2	Prof. Vishal Sherekar	EL-4	84.54%
3	Prof. Sheela Bankar	EL-3	86.27%
4	Prof. Karishma Talan	SDMT	71.81%

### EVALUATION OF FACULTY-

Outstanding 90-100 Excellent 80-90 Good 70-80 Fair 60-70 Poor below 60


  
Prepared By

Prof. Komal Jagdale

  
HOD

Prof. Sheela Bankar  
Prof. & Head  
Dept. of Computer Engg.  
ISB & M School of Technology  
Nande, Pune - 42.

  
Principal

  
ISB & M School of Technology  
Nande, Pune-42.



People's Empowerment Group

# ISB & M SCHOOL OF TECHNOLOGY

Sr. No. 44/1, 44/1/2, Nande, Pune - 412115

## DEPARTMENT OF ELECTRONICS AND TELECOMMUNICATION ENGINEERING FEEDBACK ANALYSIS (2015-2016) SEM-I

### TE ENT C

SR. NO	Faculty Name	Subject	Feedback In %
1	Prof. Kale P A	DC	85%
2	Prof. Khan M N	DSP	82.72%
3	Prof. Sitaram L	MCA	88.78%
4	Prof. Anil Kumar J	SOPS	88.33%
5	Prof. Bute Y	EM	84.54%

### BE ENT C

SR. NO	Faculty Name	Subject	Feedback In %
1	Prof. Bute Y	VLSI	81.9%
2	Prof. Khan M N	EPD	84.24%
3	Prof. Anil Kumar J	DIP	83.56%
4	Prof. Kale P A	MW	82.80%
5	Prof. Sitaram L	CN	81.89%

### EVALUATION OF FACULTY-

Outstanding 90-100 Excellent 80-90 Good 70-80 Fair 60-70 Poor below 60

  
Prof. J. N. Shinde

HOD

  
Prof. P. K. Srivastava

**PRINCIPAL**  
ISB & M School of Technology  
Nande, Pune-42.





People's Empowerment Group

## ISB & M SCHOOL OF TECHNOLOGY

Sr. No. 44/1, 44/1/2, Nande, Pune - 412115

### DEPARTMENT OF ELECTRONICS AND TELECOMMUNICATION ENGINEERING FEEDBACK ANALYSIS (2015-2016) SEM-2

#### TE ENTC

SR. NO	Faculty Name	Subject	Feedback In %
1	Prof. Kale P A	IN	82.3%
2	Prof. Kulkarni P C	AWP	81.47%
3	Prof. Khan M N	PE	77.62%
4	Prof. Anil Kumar J	ITCT	84.44%
5	Prof. Sitaram L	EP	82.17%

#### BE ENTC

SR. NO	Faculty Name	Subject	Feedback In %
1	Prof. Shinde J N	AVE	82.3%
2	Prof. Khan M N	WN	79.88%
3	Prof. Anil Kumar J	BCS	83.42%
4	Prof. Kale P A	MC	80.30%

#### EVALUATION OF FACULTY-

Outstanding: 90-100

Excellent: 80-90

Good: 70-80

Fair: 60-70

Poor below : 60


Prof. J. N. Shinde

HOD

Prof. P. K. Srivastava

**PRINCIPAL**

ISB & M School of Technology  
Nande, Pune-42.







People's Empowerment Group

## ISB&M SCHOOL OF TECHNOLOGY

Sr. No. 44/1, 44/1/2, Narde, Pune - 412115

### DEPARTMENT OF MECHANICAL ENGINEERING FEEDBACK ANALYSIS (2015-2016) SEM-I

#### SE A MECHANICAL

SR. NO	Faculty Name	Subject	Feedback In %
1	Prof. V. V. Nimbalkar	FM	75.53 %
2	Prof. Pratik Ganorkar	TD	77.14 %
3	Prof. M. V. Deshmukh	MS	74.87 %
4	Prof. Rajendra Mali	MP-I	78.34 %
5	Prof. Atul Bhongle	EM-III	75.53 %

#### SE B MECHANICAL

SR. NO	Faculty Name	Subject	Feedback In %
1	Prof. V. V. Nimbalkar	FM	73.96 %
2	Prof. Pratik Ganorkar	TD	74.29 %
3	Prof. M. V. Deshmukh	MS	76.80 %
4	Prof. Rajendra Mali	MP-I	76.75 %
5	Prof. Atul Bhongle	EM-III	78.25 %

#### TE MECHANICAL(Div-A)

SR. NO	Faculty Name	Subject	Feedback In %
1	Prof. F. S. Tanekhan	HT	80.47 %
2	Prof. Prashant kavitake	DME-I	77.58 %
3	Prof. C. S. Khemkar	TOM-II	79.12 %
4	Prof. B. S. Shinde	MQC	78.99 %
5	Prof. S. R. Durgavade	HP	78.50 %

#### TE MECHANICAL (Div-B)

SR. NO	Faculty Name	Subject	Feedback In %
1	Prof. F. S. Tanekhan	HT	77.94 %
2	Prof. Prashant kavitake	DME-I	78.48 %
3	Prof. C. S. Khemkar	TOM-II	81.15 %
4	Prof. B. S. Shinde	MQC	78.41 %
5	Prof. S. R. Durgavade	HP	79.14 %

BE MECHANICAL (Div-A)

SR. NO	Faculty Name	Subject	Feedback In %
1	Prof. S. B. Jadhav	CAD CAM	74.59 %
2	Prof. B. D. Mahadik	RAC	77.68 %
3	Prof. B. D. Mahadik	EAM	78.96 %
4	Prof. P. S. Gaikwad	DOM	81.06%
5	Prof. M. V. Deshmukh	AMP	79.25 %

BE MECHANICAL (Div-B)

SR. NO	Faculty Name	Subject	Feedback In %
1	Prof. S. B. Jadhav	CAD CAM	76.57 %
2	Prof. P. D. Nemade	RAC	75.11 %
3	Prof. B. D. Mahadik	EAM	80.68 %
4	Prof. P. S. Gaikwad	DOM	83.01%
5	Prof. R. S. Mali	AMP	78.84 %

EVALUATION OF FACULTY-

Outstanding 90-100    Excellent 80-90    Good 70-80    Fair 60-70    Poor below 60

  
HOD

  
Principal



People's Empowerment Group

## ISB&M SCHOOL OF TECHNOLOGY

Sr. No. 44/1, 44/1/2, Nande, Pune - 412115

### DEPARTMENT OF MECHANICAL ENGINEERING FEEDBACK ANALYSIS (2015-2016) SEM-II

#### SE A MECHANICAL

SR. NO	Faculty Name	Subject	Feedback In %
1	Prof. B. D. Mahadik	AT	75.12 %
2	Prof. P. S. Gaikwad	SOM	76.17 %
3	Prof. C. S. Khemkar	TOM-I	80.16 %
4	Prof. M. V. Deshmukh	EM	76.84 %
5	Prof. S.R. Longani	EEE	77.52 %

#### SE B MECHANICAL

SR. NO	Faculty Name	Subject	Feedback In %
1	Prof. B. D. Mahadik	AT	78.23 %
2	Prof. P. S. Gaikwad	SOM	82.99%
3	Prof. C. S. Khemkar	TOM-I	75.22 %
4	Prof. M. V. Deshmukh	EM	76.10 %
5	Prof. S.R. Longani	EEE	75.29 %

#### TE MECHANICAL (Div-A)

SR. NO	Faculty Name	Subject	Feedback In %
1	Prof. F. S. Tanekhan	Turbo	76.43 %
2	Prof. P. B. Kavutake	DME-II	75.69 %
3	Prof. R. S. Mali	MP-II	76.85 %
4	Prof. B. S. Shinde	MTX	76.48 %
5	Prof. Z. Ali	NMO	78.12 %

**TE MECHANICAL(Div-B)**

SR. NO	Faculty Name	Subject	Feedback In %
1	Prof. F. S. Tanekhan	Turbo	77.39 %
2	Prof. P. B. Kavitate	DME-II	76.92 %
3	Prof. R. S. Mali	MP-II	78.38 %
4	Prof. B. S. Shinde	MTX	78.50 %
5	Prof. Z. Ali	NMO	82.44 %

**BE MECHANICAL(Div-A)**

SR. NO	Faculty Name	Subject	Feedback In %
1	Prof. V. V. Nimbalkar	IE	73.62 %
2	Prof. R. S. Mali	ROB	74.21 %
3	Prof. S. R. Durgavade	MSD	75.20 %
4	Prof. B. D. Mahadik	PPE	76.98%

**BE MECHANICAL(Div-B)**

SR. NO	Faculty Name	Subject	Feedback In %
1	Prof. V. V. Nimbalkar	IE	76.57 %
2	Prof. R. S. Mali	ROB	75.29 %
3	Prof. S. R. Durgavade	MSD	77.27 %
4	Prof. B. D. Mahadik	PPE	72.26 %

**EVALUATION OF FACULTY-**

Outstanding 90-100    Excellent 80-90    Good 70-80    Fair 60-70    Poor below 60

*[Handwritten Signature]*  
HOD



*[Handwritten Signature]*

**PRINCIPAL**  
ISB & M School of Technology  
Nanda, Pune-42.



People's Empowerment Group

## ISB & M SCHOOL OF TECHNOLOGY

Sr. No. 44/1, 44/1/2, Nande, Pune - 412115

### DEPARTMENT OF COMPUTER ENGINEERING FEEDBACK ANALYSIS (2014-2015) SEM-1

#### SE COMPUTER

SR. NO	Faculty Name	Subject	Feedback In %
1	Prof. Harshada T	MA	74.67%
2	Prof. Mily Lal	DS	64.61%
3	Prof. Sayali Mankar	OSA	81.16%
4	Prof. Pratibha Kulkarni	DELD	72.40%
5	Prof. Milind Hegde	DSPS	75%

#### TE COMPUTER


SR. NO	Faculty Name	Subject	Feedback In %
1	Prof. Karishma Talan	OSD	71.81%
2	Prof. Sonali Gavali	CFCA	73.33%
3	Prof. Nilesh Madke	DCWSN	71.36%
4	Prof. Shital Bajpalle	TOC	76.51%
5	Prof. Komal Jagdale	DBMSA	75%

#### BE COMPUTER

SR. NO	Faculty Name	Subject	Feedback In %
1	Prof. Akankasha Goal	DAA	67.36%
2	Prof. Mily Lal	PMCD	74.18%
3	Prof. Seema Bhardwaj	OOMD	85.27%
4	Prof. Poi Tamankar	SA	81%
5	Prof. Sayali Mankar	STQA	77.36%

#### EVALUATION OF FACULTY-

Outstanding 90-100    Excellent 80-90    Good 70-80    Fair 60-70    Poor below 60

  
Prof. & Head  
HOD of Computer Engg.  
ISB & M School of Technology  
Nande, Pune-42.



  
Principal  
**PRINCIPAL**  
ISB & M School of Technology  
Nande, Pune-42.



People's Empowerment Group

## ISB & M SCHOOL OF TECHNOLOGY

Br. No. 44/1, 44/1/2, Nande, Pune - 412115

### DEPARTMENT OF COMPUTER ENGINEERING FEEDBACK ANALYSIS (2014-2015) SEM-2

#### SE COMPUTER

SR. NO	Faculty Name	Subject	Feedback In %
1	Prof. Akanksha Goal	CO	73.05%
2	Prof. Vishal Sherekar	CG	83.76%
3	Prof. Harshada T	MIT	75.32%
4	Prof. Deepali Gosavi	OOMP	91.23%
5	Prof. Ajay Bankar	M-III	70.77%

#### TE COMPUTER

SR. NO	Faculty Name	Subject	Feedback In %
1	Prof. Sourabh Sauji	EOS	74.39%
2	Prof. Milind Hegde	PCDP	77.12%
3	Prof. Akanksha Goal	SE	70.75%
4	Prof. Deepak S U	CN	81.66%
5	Prof. Alka B	DSPA	71.66%

#### BE COMPUTER

SR. NO	Faculty Name	Subject	Feedback In %
1	Prof. Mily Lal	DOS	76.90%
2	Prof. Deepak S U	ACA	89.18%
3	Prof. Deepali Gosavi	EL-III	79.27%
4	Prof. Neha Jamdar	EL-IV	70.09%

#### EVALUATION OF FACULTY-


Outstanding: 90-100

Excellent: 80-90

Good: 70-80

Fair: 60-70

Poor below : 60

  
Prof. & Head  
HOD, Computer Engg.  
ISB & M School of Technology  
Nande, Pune - 42.



  
Principal  
**PRINCIPAL**  
ISB & M School of Technology  
Nande, Pune-42.



People's Empowerment Group

# ISB & M SCHOOL OF TECHNOLOGY

Sr. No. 44/1, 44/1/2, Nande, Pune - 412115

## DEPARTMENT OF ELECTRONICS AND TELECOMMUNICATION ENGINEERING FEEDBACK ANALYSIS (2014-2015) SEM-1

### SE ENTC

SR. NO	Faculty Name	Subject	Feedback In %
1	Prof. Reddy T.S	NT	77.3%
2	Prof. Radhika Rathi	DE	81.82%
3	Prof. Anil kumar J	EDC	76.70%
4	Prof. Khan M.N	SS	76.70%
5	Prof. Milind Hegade	DSA	85.2%

### TE ENTC

SR. NO	Faculty Name	Subject	Feedback In %
1	Prof. Kale P.A	DC	80.7%
2	Prof. Nilesh Bhavsar	EM	83%
3	Prof. Khan M N	DSP	82.2%
4	Prof. Sitaram L	MCA	80.64%
5	Prof. Anil Kumar J	SPOS	80.5%

### BE ENTC

SR. NO	Faculty Name	Subject	Feedback In %
1	Prof. Sitaram L	CN	77.56%
2	Prof. Reddy T	EPD	78.16%
3	Prof. Nilesh Bhavsar	VLSI	78.85%
4	Prof. Kale P A	MC	76.48%
5	Prof. Barik	DIP	77.56%

### EVALUATION OF FACULTY-

Outstanding 90-100 Excellent 80-90 Good 70-80 Fair 60-70 Poor below 60

Prof. J. N. Shinde

HOD

Prof. J. N. Shinde



**PRINCIPAL**  
ISB & M School of Technology  
Nande, Pune-42.



People's Empowerment Group

# ISB & M SCHOOL OF TECHNOLOGY

Sr. No. 44/1, 44/1/2, Nande, Pune - 412115

## DEPARTMENT OF ELECTRONICS AND TELECOMMUNICATION ENGINEERING FEEDBACK ANALYSIS (2014-2015) SEM-2

### SE ENTC

SR. NO	Faculty Name	Subject	Feedback In %
1	Prof. Reddy T S	IC	87.5%
2	Prof. Harshada T	CO	66.48%
3	Prof. Kale P A	EDC	36.36%
4	Prof. Khan M N	CS	157.95%
5	Prof. Milind Hedge	OOPs	76.7%
6	Prof. Atul B	EM III	77.3%

### TE ENTC


SR. NO	Faculty Name	Subject	Feedback In %
1	Prof. Kale P A	IM	86.8%
2	Prof. Nolesh Bhavsar	AWT	84.1%
3	Prof. Reddy T	PE	74%
4	Prof. Longani S	EP	83.82%
5	Prof. Anil Kumar J.	ITCT	83.3%

### BE ENTC

SR. NO	Faculty Name	Subject	Feedback In %
1	Prof. Anil Kumar J.	OFC	83.89%
2	Prof. Khan M.N	TSS	84.48%
3	Prof. Nilesh Bhavsar	AVE	80.23%
4	Prof. Kale P A	PLC	80.92%

### EVALUATION OF FACULTY-

Outstanding 90-100    Excellent 80-90    Good 70-80    Fair 60-70    Poor below 60

  
Prof. J. N. Shinde

HOD



  
Prof. J. N. Shinde

**PRINCIPAL**  
ISB & M School of Technology  
Nande, Pune-42.





People's Empowerment Group  
**ISB & M SCHOOL OF TECHNOLOGY**  
Sr. No. 44/1, 44/1/2, Hando, Pune - 412115

DEPARTMENT OF MECHANICAL ENGINEERING  
FEEDBACK ANALYSIS (2014-2015) SEM-I

SE A MECHANICAL

SR. NO	Faculty Name	Subject	Feedback In %
1	Prof. R. P. Chavan	FM	71.90 %
2	Prof. S. Tambade	TD	74.02 %
3	Prof. Pradeep Gaikwad	MS	70.87 %
4	Prof. Deepak Modani	MP-I	72.21 %
5	Prof. Ajay Bankar	EM-III	72.57 %

SE B MECHANICAL

SR. NO	Faculty Name	Subject	Feedback In %
1	Prof. R. P. Chavan	FM	82.58 %
2	Prof. S. Tambade	TD	80.84 %
3	Prof. Pradeep Gaikwad	MS	77.33 %
4	Prof. Deepak Modani	MP-I	76.52 %
5	Prof. Ajay Bankar	EM-III	75.43 %

TE MECHANICAL (Div-A)

SR. NO	Faculty Name	Subject	Feedback In %
1	Prof. Z. Ali	MD	75.07 %
2	Prof. A. M. Joshi	HT	70.45 %
3	Prof. C. S. Khemkar	TOM-II	76.60 %
4	Prof. Jagdish Mane	MQC	70.19 %
5	Prof. N. D. Ghorpade	HP	75.74 %

BE MECHANICAL

SR. NO	Faculty Name	Subject	Feedback In %
1	Prof. A. H. Karawande	CAD CAM	80.68 %
2	Prof. J. Mane	EAM	81.16 %
3	Prof. B. D. Mahadik	IFP	83.24 %
4	Prof. P. S. Gaikwad	DOM	81.16 %
5	Prof. S. Tambade	Auto	80.21 %

EVALUATION OF FACULTY-

Outstanding 90-100 Excellent 80-90 Good 70-80 Fair 60-70 Poor below 60

HOD

Principal



People's Empowerment Group

## ISB & M SCHOOL OF TECHNOLOGY

Sr. No. 44/1, 44/1/2, Nanda, Pune - 412115

### DEPARTMENT OF MECHANICAL ENGINEERING FEEDBACK ANALYSIS (2014-2015) SEM-II

#### SE A MECHANICAL

SR. NO	Faculty Name	Subject	Feedback In %
1	Prof. S. S. Tambade	AT	74.89 %
2	Prof. P. S. Gaikwad	SOM	73.06 %
3	Prof. C. S. Khemkar	TOM-I	76.39 %
4	Prof. J. J. Mane	EM	74.61 %
5	Prof. S.R. Longani	EEE	76.61 %

#### SE B MECHANICAL

SR. NO	Faculty Name	Subject	Feedback In %
1	Prof. S. S. Tambade	AT	75.99 %
2	Prof. P. S. Gaikwad	SOM	79.31 %
3	Prof. C. S. Khemkar	TOM-I	80.07 %
4	Prof. J. J. Mane	EM	75.12 %
5	Prof. S.R. Longani	EEE	78.15 %

#### TE MECHANICAL (Div-A)

SR. NO	Faculty Name	Subject	Feedback In %
1	Prof. R. B. Chavan	Turbo	73.90 %
2	Prof. Z. Ali	MD-II	74.22 %
3	Prof. Dipak Modani	MP-II	75.58 %
4	Prof. A. H. Karwande	MTX	75.00 %
5	Prof. N. D. Ghorpade	NMO	72.86 %

#### TE MECHANICAL (Div-B)

SR. NO	Faculty Name	Subject	Feedback In %
1	Prof. R. B. Chavan	Turbo	73.43 %
2	Prof. Z. Ali	MD-II	76.26 %
3	Prof. Dipak Modani	MP-II	74.14 %
4	Prof. A. H. Karwande	MTX	72.78 %
5	Prof. N. D. Ghorpade	NMO	72.02 %

BE MECHANICAL

SR. NO	Faculty Name	Subject	Feedback In %
1	Prof. A. M. Joshi	FEA	78.08 %
2	Prof. P. S. Gaikwad	ROB	80.13 %
3	Prof. S. S. Tambade	MSD	75.88 %
4	Prof. B. D. Mahadik	PPE	76.47 %

EVALUATION OF FACULTY-

Outstanding 90-100 Excellent 80-90 Good 70-80 Fair 60-70 Poor below 60

  
HOD

  
Principal



People's Empowerment Group

# ISB & M SCHOOL OF TECHNOLOGY

Sr. No. 44/1, 44/1/2, Nande, Pune - 412115

## DEPARTMENT OF COMPUTER ENGINEERING FEEDBACK ANALYSIS (2013-2014) SEM-1

### SE COMPUTER

SR. NO	Faculty Name	Subject	Feedback In %
1	Prof. Harshada T	MA	77.27
2	Mr. Ajay Bankar	DS	76.581
3	Mr. Nishant Jha	DSPS	81.82%
4	Mr. Deepak S.U.	DELD	77.17
5	Mr. Vishal Sherekar	OSA	78.06

### TE COMPUTER


SR. NO	Faculty Name	Subject	Feedback In %
1	Mrs. Deepali Gosavi	DBMS	76.56
2	Mrs. Shweta Aitwade	DSP	80.75
3	Mr. Deepak S.U.	DC	77.49
4	Mrs. Poi T.	TOC	
5	Prof. Harshada T	MM	74.93

### BE COMPUTER


SR. NO	Faculty Name	Subject	Feedback In %
1	Prof. Akankasha Goal	DAA	67.36%
2	Prof. Mily Lal	PMCD	74.18%
3	Prof. Seema Bhardwaj	OOMD	85.27%
4	Prof. Poi Tamankar	SA	81%
5	Prof. Sayali Mankar	STQA	77.36%

### EVALUATION OF FACULTY-

Outstanding 90-100    Excellent 80-90    Good 70-80    Fair 60-70    Poor below 60

  
Prof. & Head  
Dept. of Computer Engg.  
ISB & M School of Technology  
HOD  
Nande, Pune - 42.



  
Principal  
**PRINCIPAL**  
ISB & M School of Technology  
Nande, Pune-42.



People's Empowerment Group

# ISB & M SCHOOL OF TECHNOLOGY

Sr. No. 44/1, 44/1/2, Nande, Pune - 412115

## DEPARTMENT OF COMPUTER ENGINEERING FEEDBACK ANALYSIS (2013-2014) SEM-2

### SE COMPUTER

SR. NO	Faculty Name	Subject	Feedback In %
1	Prof. Akanksha Goal	CO	73.05%
2	Prof. Vishal Sherekar	CG	83.76%
3	Prof. Harshada T	MIT	75.32%
4	Prof. Deepali Gosavi	OOMP	91.23%
5	Prof. Ajay Bankar	M-III	70.77%

### TE COMPUTER

SR. NO	Faculty Name	Subject	Feedback In %
1	Prof. Sourabh Sauji	EOS	74.39%
2	Prof. Milind Hegde	PCDP	77.12%
3	Prof. Akanksha Goal	SE	70.75%
4	Prof. Deepak S U	CN	81.66%
5	Prof. Alka B	DSPA	71.66%

### BE COMPUTER

SR. NO	Faculty Name	Subject	Feedback In %
1	Prof. Mily Lal	DOS	76.90%
2	Prof. Deepak S U	ACA	89.18%
3	Prof. Deepali Gosavi	EL-III	79.27%
4	Prof. Neha Jamdar	EL-IV	70.09%

### EVALUATION OF FACULTY-


Outstanding: 90-100

Excellent: 80-90

Good: 70-80

Fair: 60-70

Poor below : 60

  
Prof. & Head  
Dept. of Computer Engg.  
ISB & M School of Technology  
Nande, Pune -42.



  
Principal  
**PRINCIPAL**  
ISB & M School of Technology  
Nande, Pune-42.



People's Empowerment Group

# ISB & M SCHOOL OF TECHNOLOGY

Sr. No. 44/1, 44/1/2, Nande, Pune - 412115

## DEPARTMENT OF ELECTRONICS AND TELECOMMUNICATION ENGINEERING FEEDBACK ANALYSIS (2013-2014) SEM-I

### SE ENTC

SR. NO	Faculty Name	Subject	Feedback In %
1	Prof. Reddy T.S	EDC	77.8%
2	Prof. Radhika Rathi	DE	76.52%
3	Prof. Pooja Gupta	NT	79.55%
4	Prof. Khan M.N	SS	78.98%
5	Prof. RAM Anpat	DSA	80.7%

### TE ENTC

SR. NO	Faculty Name	Subject	Feedback In %
1	Prof. kale P.A	DC	75.80%
2	Prof. Anil Kumar J	NSFD	78.9%
3	Prof. Shweta A	DSP	81.74%
4	Prof. Anjali B	MCA	81.01%
5	Prof. Shinde J.N	CS	83.36%

### BE ENTC

SR. NO	Faculty Name	Subject	Feedback In %
1	Prof. Hazra Tanmoy	CN	82.64%
2	Prof. Anil Kumar J	EPD	79.34%
3	Prof. Anjali Bagwat	VLSI	74.79%
4	Prof. Kale P A	MC	79.34%
5	Prof. Khan M N	DIP	86.98%

### EVALUATION OF FACULTY-

Outstanding 90-100    Excellent 80-90    Good 70-80    Fair 60-70    Poor below 60

Prof. J. N. Shinde

HOD



Prof. J. N. Shinde

**PRINCIPAL**  
ISB & M School of Technology  
Nande, Pune-42.



People's Empowerment Group

# ISB & M SCHOOL OF TECHNOLOGY

Sr. No. 44/1, 44/1/2, Nande, Pune - 412115

## DEPARTMENT OF ELECTRONICS AND TELECOMMUNICATION ENGINEERING FEEDBACK ANALYSIS (2013-2014) SEM-2

### SE ENTC

SR. NO	Faculty Name	Subject	Feedback In %
1	Prof. Ajay Bankar	EM 3	79.8%
2	Prof. Reddy T	IC	77.07%
3	Prof. Anil Kumar J	CS	77.07%
4	Prof. Kale P.A	AC	76.65%
5	Prof. Harshada T	CO	73.3%

### TE ENTC

SR. NO	Faculty Name	Subject	Feedback In %
1	Prof. Kale P.A	IM	80.3%
2	Prof. Anil Kumar J	SCET	80.2%
3	Prof. Pratibha K.	WTA	81.1%
4	Prof. Radhika R.	COA	82.8%
5	Prof. Anjali B.	SPOS	78.4%

### BE ENTC

SR. NO	Faculty Name	Subject	Feedback In %
1	Prof. Anil Kumar J	OFC	83.64%
2	Prof. Khan M.	TSS	83.41%
3	Prof. Anjali Bhagwat	AVE	81.14%
4	Prof. Reddy T.	PLC	82.7%

### EVALUATION OF FACULTY-

Outstanding 90-100 Excellent 80-90 Good 70-80 Fair 60-70 Poor below 60

Prof. J. N. Shinde

HOD

Prof. J. N. Shinde

PRINCIPAL

ISB & M School of Technology  
Nande, Pune-42.





People's Empowerment Group  
**ISB&M SCHOOL OF TECHNOLOGY**  
Sr. No. 44/1, 44/1/2, Nande, Pune - 412115

**DEPARTMENT OF MECHANICAL ENGINEERING**  
**FEEDBACK ANALYSIS (2013-2014) SEM-I**

**SE A MECHANICAL**

SR. NO	Faculty Name	Subject	Feedback In %
1	Prof. R. P. Chavan	FM	74.79 %
2	Prof. V. V. Bhosale	TD	77.07 %
3	Prof. C. S. Khemkar	MS	76.60 %
4	Prof. Kunal Nawasagare	MP-I	76.08 %
5	Prof. Ajay Bankar	EM-III	72.52 %

**SE B MECHANICAL**

SR. NO	Faculty Name	Subject	Feedback In %
1	Prof. R. P. Chavan	FM	83.68 %
2	Prof. V. V. Bhosale	TD	80.83 %
3	Prof. M. S. Shirol	MS	76.98 %
4	Prof. Kunal Nawasagare	MP-I	74.48 %
5	Prof. Ajay Bankar	EM-III	73.54 %

**TE MECHANICAL**

SR. NO	Faculty Name	Subject	Feedback In %
1	Prof. C. S. Khemkar	MD	76.67 %
2	Prof. M. Padmane	HT	75.20 %
3	Prof. R. Shimpi	TOM-II	75.33 %
4	Prof. C. Satav	IETM	75.67 %
5	Prof. P. Gaikwad	CNMO	74.67 %

**BE MECHANICAL**

SR. NO	Faculty Name	Subject	Feedback In %
1	Prof. V. Gurav	CAD-CAM	82.61 %
2	Prof. V. V. Bhosale	EAM	77.73 %
3	Prof. B. D. Mahadik	IFP	84.55 %
4	Prof. P. S. Gaikwad	DOM	81.70 %
5	Prof. M. Padmane	Auto	81.93 %

**EVALUATION OF FACULTY-**

Outstanding 90-100    Excellent 80-90    Good 70-80    Fair 60-70    Poor below 60

  
HOD

  
Principal





People's Empowerment Group

# ISB & M SCHOOL OF TECHNOLOGY

Sr. No. 44/1, 44/1/2, Nando, Pune - 412115

## DEPARTMENT OF MECHANICAL ENGINEERING FEEDBACK ANALYSIS (2013-2014) SEM-II SE A MECHANICAL

SR. NO	Faculty Name	Subject	Feedback In %
1	Prof. V. V. Bhosale	AT	74.66 %
2	Prof. R. Shimpi	SOM	77.27 %
3	Prof. C. S. Khemkar	TOM-I	77.07%
4	Prof. M. Shirol	META	73.28 %
5	Prof. Sitaram L.	EEE	75.48 %

## SE B MECHANICAL

SR. NO	Faculty Name	Subject	Feedback In %
1	Prof. V. V. Bhosale	AT	71.46 %
2	Prof. Z. Ali	SOM	74.26 %
3	Prof. C. S. Khemkar	TOM-I	75.11 %
4	Prof. M. Shirol	META	73.15 %
5	Prof. Sitaram L.	EEE	76.48 %

## TE MECHANICAL

SR. NO	Faculty Name	Subject	Feedback In %
1	Prof. R. B. Chavan	Turbo	68.85 %
2	Prof. C Satav	MD-II	72.19 %
3	Prof. A. M. Joshi	RAC	71.32 %
4	Prof. P. S. Gaikwad	MQC	71.86 %
5	Prof. A. H. Karawande	MTX	66.78 %

## BE MECHANICAL

SR. NO	Faculty Name	Subject	Feedback In %
1	Prof. P. S. Gaikwad	REL	79.96 %
2	Prof. A. H. Karawande	ROB	75.83 %
3	Prof. Z. Ali	MSD	74.07 %
4	Prof. B. D. Mahadik	PPE	79.03 %

### EVALUATION OF FACULTY-



Outstanding 90-100 Excellent 80-90 Good 70-80 Fair 60-70 Poor below 60

  
Principal



Peoples Empowerment Group  
ISB&M SCHOOL OF TECHNOLOGY, NANDE, PUNE  
DEPARTMENT OF COMPUTER ENGINEERING  
Academic Year 2016-17 Sem I

Parent feedback Analysis

Questionnaires Sr. No.  	A	B	C	D	E
1	5	5	5	4	4
2	5	5	4	3	5
3	4	4	5	5	5
4	5	5	4	5	5
5	5	4	4	5	5
6	5	4	5	5	4
7	5	5	4	5	5
8	5	5	5	4	5
9	5	4	4	5	5
10	4	4	4	5	5
11	4	3	3	3	3
12	3	3	3	3	3
Total	55	51	50	52	54
Average	87.33				

  
Coordinator





  
HOD  
Prof. & Head  
Dept. of Computer Engg.  
ISB&M School of Technology  
Nande, Pune-42.




Peoples Empowerment Group  
ISB&M SCHOOL OF TECHNOLOGY, NANDE, PUNE  
DEPARTMENT OF ELECTRONICS & TELECOMMUNICATION  
ENGINEERING  
Academic Year 2016-17


SEM -I

Parent feedback Analysis

Questionnaires Sr. No.  	A	B	C	D	E
1	4	4	5	4	4
2	4	4	5	5	5
3	5	5	4	5	5
4	5	4	5	5	5
5	5	4	5	5	5
6	5	5	5	4	5
7	4	5	4	4	4
8	5	5	4	5	5
9	4	5	5	4	4
10	4	4	5	4	4
11	5	4	4	5	4
12	5	4	4	5	4
Total	55	53	55	55	54
Average	98.91				

  
Coordinator  
Prof. Saket Pandey



  
HOD  
Prof. P.A. Kale



People's Empowerment Group  
**ISB&M SCHOOL OF TECHNOLOGY**

Sr. No. 44/1, 44/1/2, Nanda, Pune - 412115

**DEPARTMENT OF MECHANICAL ENGINEERING**  
**PARENTS FEEDBACK ANALYSIS (2016-2017) SEM-I**

Sl. No.	Criterion	Parents form																																	Total	Avg		
		1	2	3	4	5	6	7	8	9	10	11	12	13	14	15	16	17	18	19	20	21	22	23	24	25	26	27	28	29	30	31	32	33				
1.	Are you satisfied with the disciplinary environment in the Institute?	5	4	5	5	5	4	5	5	5	5	5	5	4	4	4	4	4	5	5	5	5	5	5	5	5	5	5	5	5	5	5	5	5	5	136	42.42	
2.	Are you satisfied with the quality of teaching offered by the college?	4	4	4	5	5	4	4	5	5	4	5	4	4	4	4	4	5	5	5	5	4	5	5	5	5	5	5	5	5	5	5	5	5	5	5	152	42.12
3.	Has the institution responded in a timely manner when you have had genuine concerns?	5	5	5	5	5	4	5	5	5	5	4	5	5	5	5	4	5	5	5	5	5	4	4	5	4	5	5	5	5	5	5	5	5	5	5	150	41.67
4.	Do you feel that the college management has been fair, fair and friendly?	4	4	4	4	5	5	5	5	4	5	5	5	5	5	4	4	5	5	5	5	5	4	4	4	5	4	5	5	5	5	5	5	5	5	5	143	40.87
5.	Do you feel your ward has been given the support he/she needs to succeed?	4	5	4	5	5	4	4	5	4	5	5	5	5	4	5	5	5	4	4	5	4	5	4	5	5	5	5	4	4	5	5	5	5	5	5	143	40.87
																																				W.M		

Prepared By *F.S. Tarekhen*





Head of department

Principal  
**PRINCIPAL**  
 ISB&M School of Technology  
 Nanda, Pune-42



Peoples Empowerment Group  
ISB&M SCHOOL OF TECHNOLOGY, NANDE, PUNE  
DEPARTMENT OF COMPUTER ENGINEERING  
Academic Year 2016-17 Sem II

Parent feedback Analysis

Questionnaires Sr. No.  	A	B	C	D	E
1	5	5	4	5	5
2	5	5	5	4	5
3	4	5	4	5	5
4	5	4	5	5	5
5	5	5	5	5	5
6	5	5	5	4	5
7	4	4	3	5	4
8	5	5	5	5	5
9	5	4	5	4	5
10	4	4	4	5	5
11	4	3	2	4	3
12	4	3	2	2	2
13	5	5	5	5	5
14	4	4	4	4	4
15	3	3	3	3	3
Total	67	64	61	65	66
Average	86.13				

  
Coordinator



  
HOD  
F. of. & Head  
Dept. of Computer Engg.  
ISB&M School of Technology  
Nande, Pune-42.



Peoples Empowerment Group  
ISB&M SCHOOL OF TECHNOLOGY, NANDE, PUNE  
DEPARTMENT OF ELECTRONICS & TELECOMMUNICATION  
ENGINEERING

Academic Year 2016-17


SEM - II

Parent feedback Analysis

Questionnaires Sr. No.	A	B	C	D	E
1	5	4	5	5	5
2	5	5	4	4	5
3	5	4	5	5	5
4	5	4	4	5	5
5	5	4	5	4	5
6	5	4	5	4	5
Total	25	21	23	23	25
Average	$42.55 \times 2 = 85.1 \%$				

  
Coordinator  
Prof. Saket Pandey



  
HOD  
Prof. P.A. Kale





Peoples Empowerment Group  
ISB&M SCHOOL OF TECHNOLOGY, NANDE, PUNE  
DEPARTMENT OF COMPUTER ENGINEERING  
Academic Year 2017-18 Sem I

Parent feedback Analysis

Questionnaires Sr. No. ↓ →	A	B	C	D	E
1	5	4	4	5	4
2	5	4	3	5	5
3	5	5	3	5	4
4	5	4	3	4	5
5	5	5	5	4	5
6	5	5	5	4	5
7	5	4	5	4	5
8	5	5	5	5	5
9	4	5	5	5	5
10	5	5	4	4	5
11	5	5	5	5	4
Total	54	51	47	50	52
Average	92.36				

  
Coordinator



  
HOD

Prof. & Head  
Dept. of Computer Engg.  
ISB&M School of Technology  
Nande, Pune-42.







Peoples Empowerment Group  
ISB&M SCHOOL OF TECHNOLOGY, NANDE, PUNE  
DEPARTMENT OF ELECTRONICS & TELECOMMUNICATION  
ENGINEERING

Academic Year 2017-18

SEM - 1

Parent feedback Analysis

Questionnaires Sr. No.  	A	B	C	D	E
1	5	5	5	4	5
2	5	4	3	4	5
3	5	5	4	5	5
4	4	5	4	4	4
5	5	5	4	5	5
6	5	5	4	5	5
7	4	4	5	4	4
8	3	4	4	4	3
Total	36	37	33	35	36
Average	64.36				

Coordinator

Prof. Saket Pandey





HOD

Prof. P.A. Kale



People's Empowerment Group  
**ISB&M SCHOOL OF TECHNOLOGY**

Sr. No. 44/1, 44/1/2, Nande, Pune - 412115

**DEPARTMENT OF MECHANICAL ENGINEERING**  
**PARENTS FEEDBACK ANALYSIS (2017-2018) SEM-I**

Sl. No.	Criteria	Parents form																															Total	Avg						
		1	2	3	4	5	6	7	8	9	10	11	12	13	14	15	16	17	18	19	20	21	22	23	24	25	26	27	28	29	30	31								
1	Are you satisfied with the disciplinary environment in the Institute?	3	4	3	3	3	4	3	3	3	3	3	3	4	4	4	4	4	5	5	5	5	5	5	5	5	5	5	5	5	5	5	5	5	5	5	133	79.37		
2	Are you satisfied with the quality of teaching offered by the college?	4	4	4	3	3	4	4	3	4	5	4	3	4	4	4	4	5	5	5	5	4	5	5	5	5	5	5	5	5	5	5	5	5	5	5	5	5	141	87.50
3	Has the counsellor responded in a timely manner when you have had questions or concerns?	5	5	5	5	4	4	5	5	5	5	4	4	5	5	5	4	5	5	5	5	5	4	4	5	4	5	5	5	5	5	5	5	5	5	5	5	140	86.94	
4	Do you feel that the college management has been firm, fair and friendly?	4	4	3	4	5	3	3	4	3	3	3	3	4	4	4	3	5	3	3	4	4	5	4	3	5	5	5	5	5	5	5	5	5	5	5	120	77.92		
5	do you feel your ward has been given the support for the needs to succeed?	4	3	4	3	4	3	4	4	5	4	3	3	5	4	3	5	4	3	4	4	4	5	4	5	5	5	4	4	5	5	5	5	5	5	5	133	86.36		
																																	85.22							

Prepared By Jina  
Dr. Panekhan



L. S. Kulkarni  
Head of department

F. S. Patil  
Principal  
**PRINCIPAL**  
ISB & M School of Technology  
Nande, Pune-42.




**Peoples Empowerment Group**  
**ISB&M SCHOOL OF TECHNOLOGY, NANDE, PUNE**  
**DEPARTMENT OF COMPUTER ENGINEERING**  
**Academic Year 2017-18 Sem II**

**Parent feedback Analysis**

Questionnaires Sr. No.  	A	B	C	D	E
1	5	5	4	5	5
2	5	4	4	3	5
3	4	3	4	5	3
4	5	5	5	4	5
5	5	5	4	5	5
6	5	5	4	4	4
7	5	5	5	5	4
8	5	5	5	5	5
9	5	4	5	4	5
10	5	5	4	3	5
11	4	3	2	4	3
12	4	3	2	2	2
13	5	5	5	5	5
14	4	4	4	4	4
15	3	3	3	3	3
16	5	5	5	5	5
17	5	4	4	4	4
Total	79	73	69	70	72
Average	85.41				

  
Coordinator



  
Prof. & Head  
Dept. of Computer Engg.  
ISB&M School of Technology  
Nande, Pune-42.





Peoples Empowerment Group  
ISB&M SCHOOL OF TECHNOLOGY, NANDE, PUNE  
DEPARTMENT OF ELECTRONICS & TELECOMMUNICATION  
ENGINEERING

Academic Year 2017-18

SEM - II

Parent feedback Analysis

Questionnaires Sr. No.  	A	B	C	D	E
1	5	5	4	5	4
2	5	4	5	5	5
3	5	4	5	4	5
4	4	5	3	4	5
5	4	3	5	4	5
Total	23	21	22	22	24
Average	$40.73 \times 2 = 81.46\%$				

  
Coordinator

Prof. Saket Pandey





HOD

Prof. P.A. Kale



People's Empowerment Group  
**SB&M SCHOOL OF TECHNOLOGY**

Sr. No. 44/1, 44/1/2, Nanda, Pune - 412115

DEPARTMENT OF MECHANICAL ENGINEERING  
 PARENTS FEEDBACK ANALYSIS (2017-2018) SEM-2

Sr No	Criteria	Parents form																												Total	Avg
		1	2	3	4	5	6	7	8	9	10	11	12	13	14	15	16	17	18	19	20	21	22	23	24	25	26	27	28		
1	Are you satisfied with the disciplinary environment in the Institute?	4	4	3	4	5	4	3	4	5	5	5	4	4	4	5	4	3	4	5	4	5	5	4	4	5	5	5	5	127	90.71
2	Are you satisfied with the quality of teaching offered by the college?	5	5	4	4	5	4	5	4	5	4	5	4	5	4	5	4	5	4	5	4	5	4	5	4	5	5	5	5	128	91.43
3	Has the committee responded in a timely manner when you have had questions or concerns?	5	3	3	3	5	5	5	4	5	4	4	5	5	4	4	5	4	5	4	5	4	4	5	4	3	4	4	5	134	84.20
4	Do you feel that the college management has been firm, fair and friendly?	3	4	3	4	5	5	4	4	4	5	5	4	3	4	4	4	5	3	5	3	5	4	5	4	4	4	4	117	83.57	
5	do you feel your ward has been given the support he/she needs to succeed?	3	3	5	4	4	5	4	3	4	4	5	3	5	5	4	5	4	4	4	3	5	3	5	5	4	3	5	116	82.86	
																														8657	

Prepared By *Firoz*  
 F. S. Tanekhan

*W. S. Subale*  
 Head of Department  
 SB&M SCHOOL OF TECHNOLOGY  
 PUNE-18

*Firoz*  
 Principal  
**PRINCIPAL**  
 I S B & M School of Technology  
 Nanda, Pune-42